

# Section B

## FINISHING PANELS

## IMPORTANT

All the panel prices quoted in the following chapters are inclusive of **Brown Ral colour 8017 inside / outside panel-fixing frames.**

If inside / outside panel-fixing frames are required in different colours, the below-mentioned **extra cost** must be added to the panel price.

### EXTRA COST FOR INSIDE/OUTSIDE PANEL-FIXING FRAMES DIFFERENT FROM STANDARD COLOUR BROWN RAL 8017

RAL COLOUR	SINGLE LEAF	DOUBLE LEAF
RAL AS PER SAMPLE	52,21	105,04
WHITE RAL 9010	31,20	63,03
SILVER GREY RAL 9006	31,20	63,03
BLACK RAL 9005	31,20	63,03
WALNUT COLOUR	31,20	63,03

# FINISHING PANELS

## Chap. 18 - FINISHING PANELS FOR DOORS WITH GLASS INSERT

**NOTE:** If inside/outside panel-fixing frames are required in colours different from the standard Brown Ral 8017, the extra cost quoted on page B-2 of this price list must be added to the panel price.

### **NOTICE!**

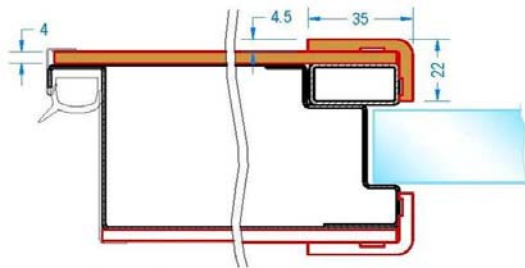
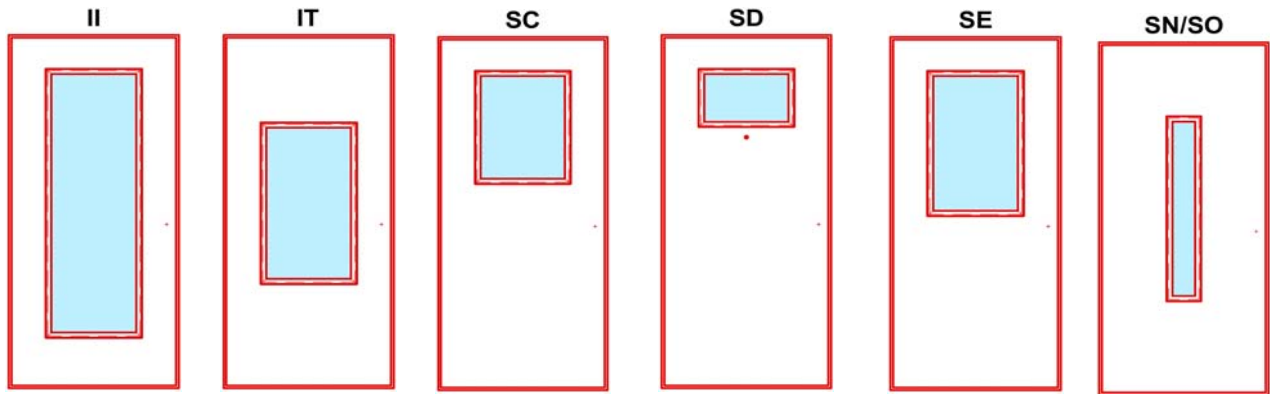
The price for double leaf panels is referred to doors with one single glass insert (in the fixed leaf or in the semi-fixed leaf).

For doors with two glass inserts, both in the fixed leaf and in the semi-fixed leaf, ask for a quotation to our Order Department.

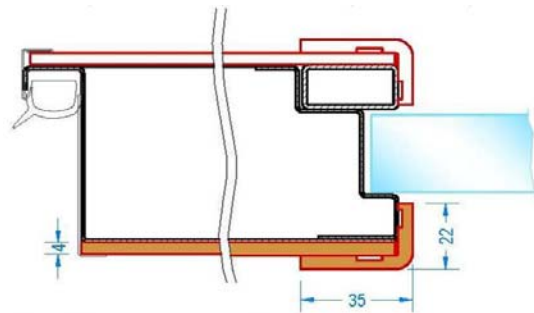
# FLAT MELAMINE-VENEERED PANELS PREPARED FOR GLASS INSERT (4 mm)



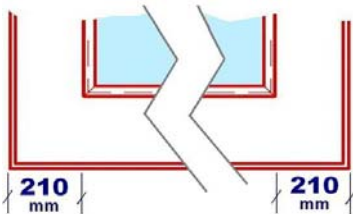
Application is permitted only inside, in positions protected from atmospheric agents.



◀ Inside glass-fixing frame  
Melamine-veneered panel - 4mm thick  
(simple frame)



▶ Outside glass-fixing frame  
Melamine-veneered panel - 4mm thick  
Only in positions protected from atm. Agents  
(simple frame)



▲ Fixed minimum dimension

**Minimum dimension of door width for glass insert: 800 mm.**

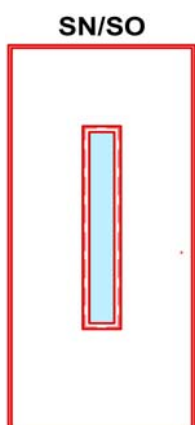
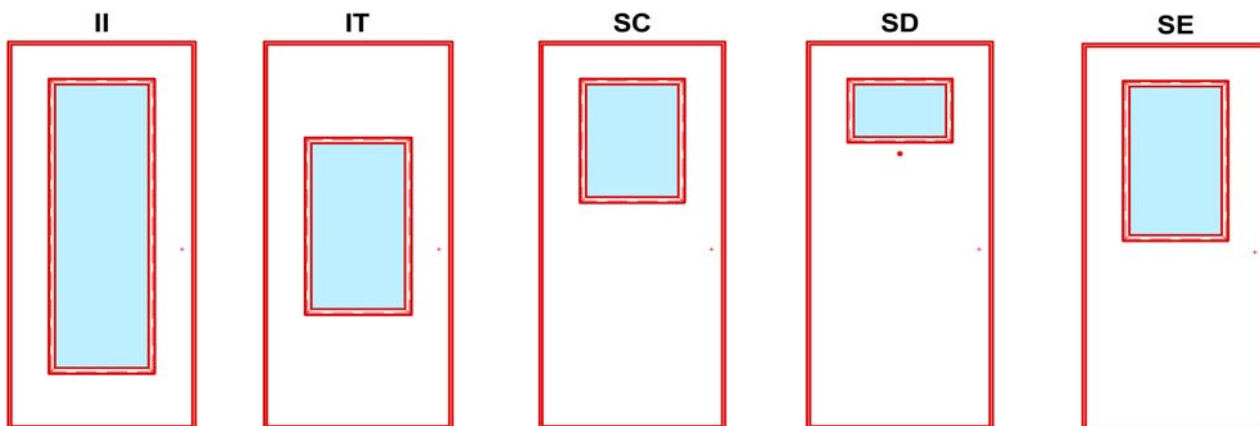
FLAT MELAMINE-VENEERED PANELS	1 LEAF				2 LEAVES			
	OUTSIDE		INSIDE		OUTSIDE		INSIDE	
	STD.	OUT OF STD.	STD.	OUT OF STD.	STD.	OUT OF STD.	STD.	OUT OF STD.
Tanganyika 04	363,47	402,96	392,53	433,34	414,94	493,92	472,37	554,68
Tanganyika 05	363,47	402,96	392,53	433,34	414,94	493,92	472,37	554,68
Cherry	363,47	402,96	392,53	433,34	414,94	493,92	472,37	554,68
Mahogany	363,47	402,96	392,53	433,34	414,94	493,92	472,37	554,68
Italian Walnut	363,47	402,96	392,53	433,34	414,94	493,92	472,37	554,68
White Ral 9010	363,47	402,96	392,53	433,34	414,94	493,92	472,37	554,68
Bleached Oak	444,60	\	471,02	\	577,20	\	629,41	\
Wengè	444,60	\	471,02	\	577,20	\	629,41	\

# POLYMER-VENEERED PANELS PREPARED FOR GLASS INSERT (10 mm)

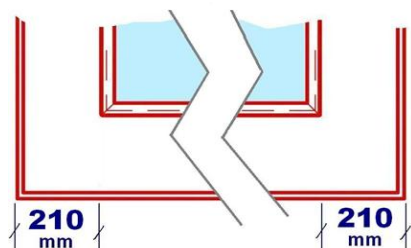
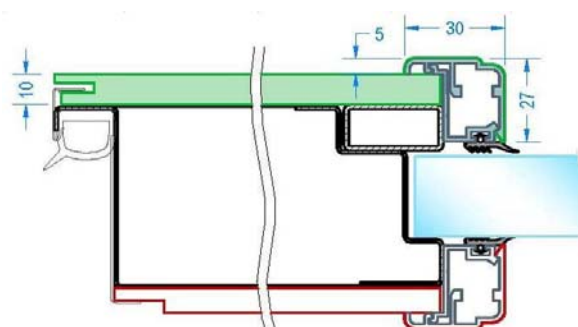
Application outside, with full exposure to atmospheric agents, is permitted.



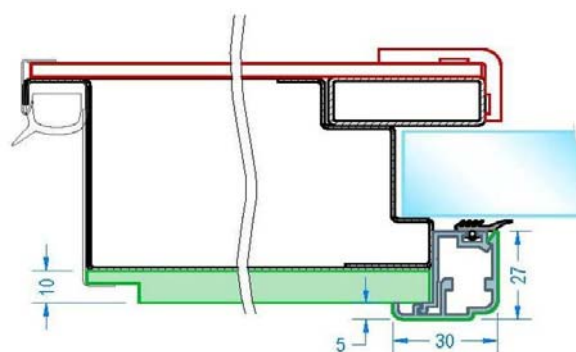
## FLAT PANELS



Inside glass-fixing frame ▶  
Polymer-veneered panel - 10mm thick



▲ Fixed minimum dimension



▲ Outside glass-fixing frame  
Polymer-veneered panel - 10mm thick  
(painted aluminium frame)


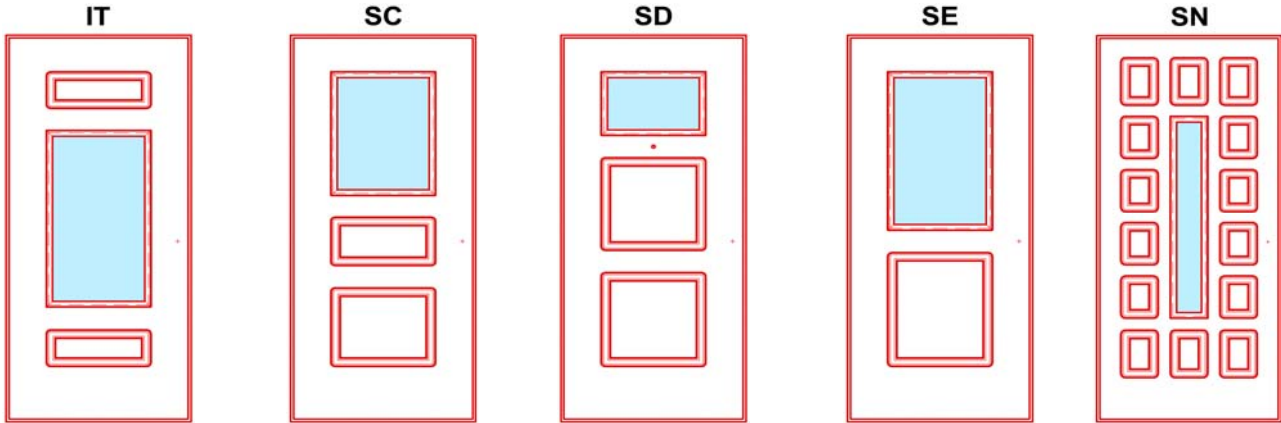
Minimum dimension of door width for glass insert: 800 mm.

# POLYMER-VENEERED PANELS PREPARED FOR GLASS INSERT (10 mm)

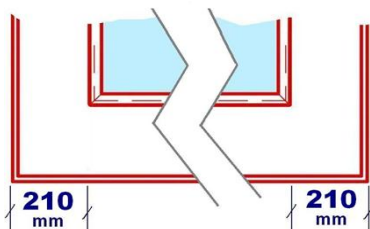
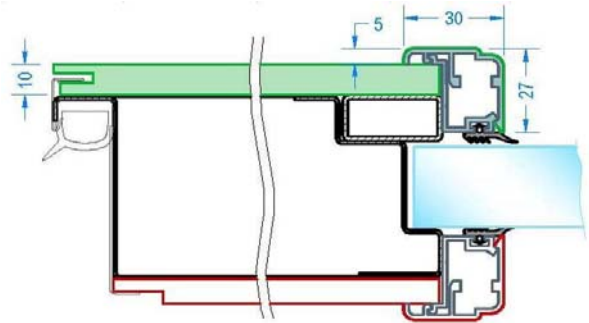
Application outside, with full exposure to atmospheric agents, is permitted.



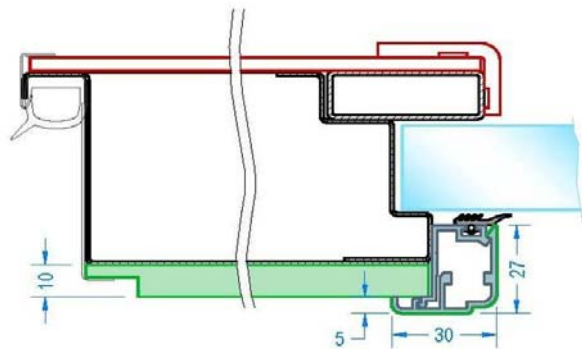
## PANTOGRAPHED PANELS



Inside glass-fixing frame ▶  
Polymer-veneered panel - 10mm thick  
(painted aluminium frame)



▲ Fixed minimum dimension



▲ Outside glass-fixing frame  
Polymer-veneered panel - 10mm thick  
(painted aluminium frame)

**Minimum dimension of door width for glass insert:** - models IT - SC - SD - SE: 800 mm  
- models SN - SO: 900 mm

# **POLYMER-VENEERED PANELS    PREPARED FOR**

## **GLASS INSERT (10 mm)**



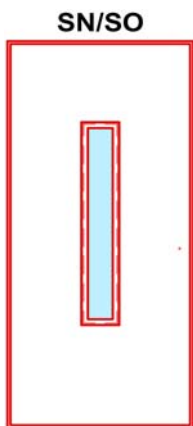
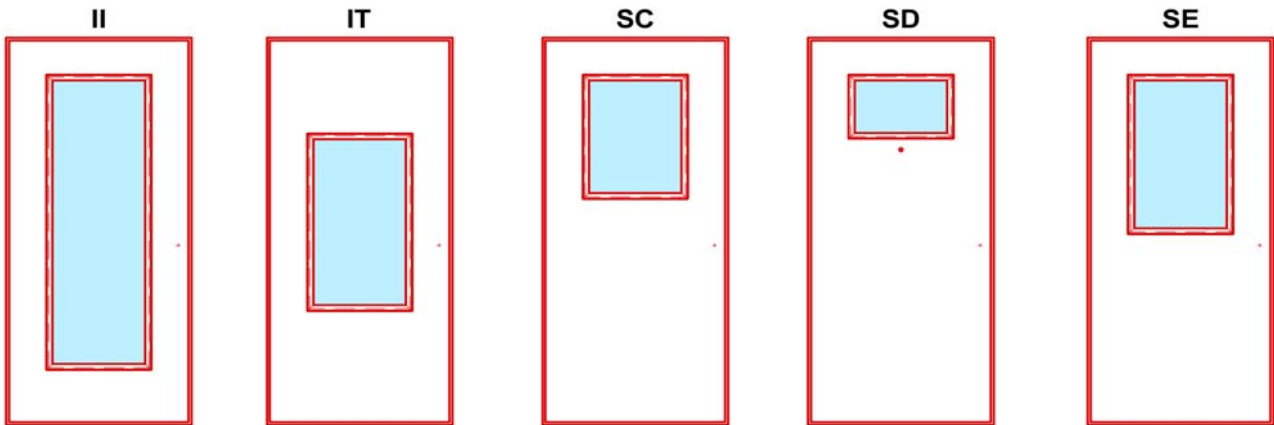
<b>POLYMER-VENEERED PANELS FOR OUTSIDE INSTALLATION</b>								
<b>COLOUR</b>	<b>1 LEAF</b>				<b>2 LEAVES</b>			
	<b>OUTSIDE</b>		<b>INSIDE</b>		<b>OUTSIDE</b>		<b>INSIDE</b>	
	STANDARD	OUT OF STANDARD	STANDARD	OUT OF STANDARD	STANDARD	OUT OF STANDARD	STANDARD	OUT OF STANDARD
White (cod. 9152)	697,76	813,49	726,03	850,24	967,80	1.164,54	1.023,66	1.237,16
Cream White (cod. 1379)	697,76	813,49	726,03	850,24	967,80	1.164,54	1.023,66	1.237,16
Brown Marron (cod. 8099)	697,76	813,49	726,03	850,24	967,80	1.164,54	1.023,66	1.237,16
Golden Oak (cod. 2178)	697,76	813,49	726,03	850,24	967,80	1.164,54	1.023,66	1.237,16
Moss Green (cod. 0445)	697,76	813,49	726,03	850,24	967,80	1.164,54	1.023,66	1.237,16
Dark Green (cod. 6125)	697,76	813,49	726,03	850,24	967,80	1.164,54	1.023,66	1.237,16
Rustic Oak (cod. 0447)	697,76	813,49	726,03	850,24	967,80	1.164,54	1.023,66	1.237,16
Dark Red (cod. 0561)	697,76	813,49	726,03	850,24	967,80	1.164,54	1.023,66	1.237,16
Dark Blue (cod. 0511)	697,76	813,49	726,03	850,24	967,80	1.164,54	1.023,66	1.237,16
Noce Gold (cod. 0074)	697,76	813,49	726,03	850,24	967,80	1.164,54	1.023,66	1.237,16
Grey	697,76	813,49	726,03	850,24	967,80	1.164,54	1.023,66	1.237,16
Siena PN	697,76	813,49	726,03	850,24	967,80	1.164,54	1.023,66	1.237,16
Siena PR	697,76	813,49	726,03	850,24	967,80	1.164,54	1.023,66	1.237,16

# DI.BI. ALUMINIUM PANELS PREPARED FOR GLASS INSERT (10 mm)

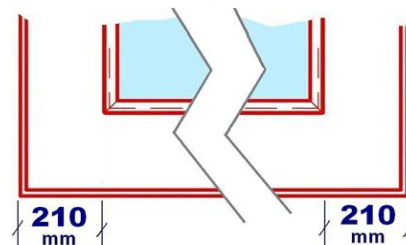
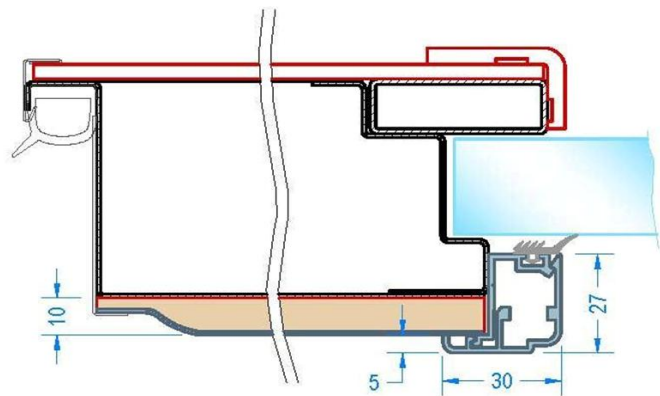
Application outside, with full exposure to atmospheric agents, is permitted.



## FLAT PANELS



Outside glass-fixing frame ►  
Aluminium - 10mm thick  
(aluminium frame)



▲ Fixed minimum dimension

Minimum dimension of door width for glass insert: 800 mm.


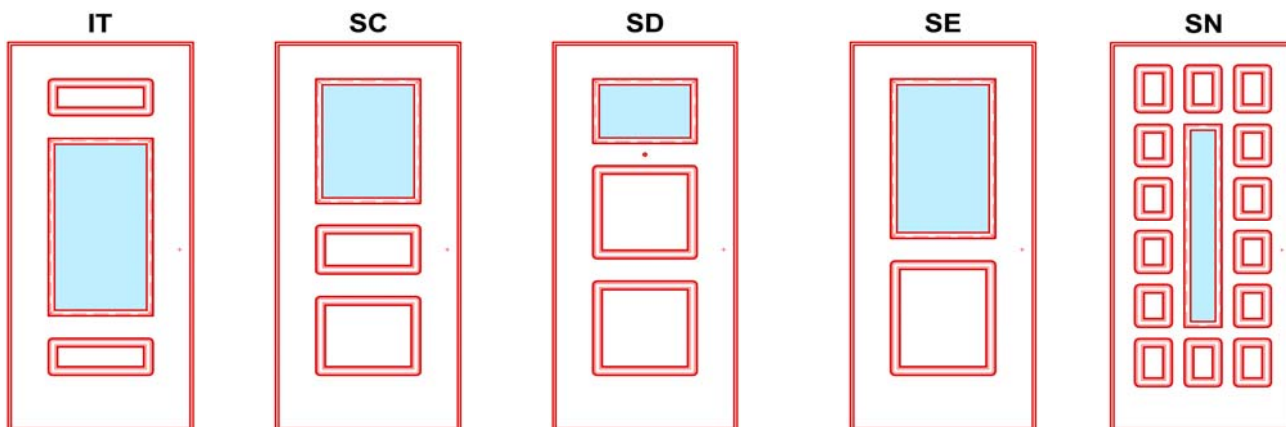


# DI.BI. ALUMINIUM PANELS PREPARED FOR GLASS INSERT (10 mm)

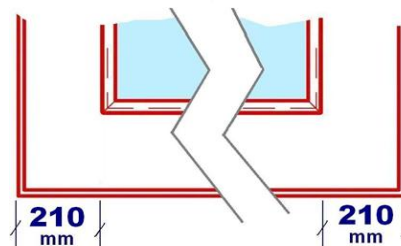
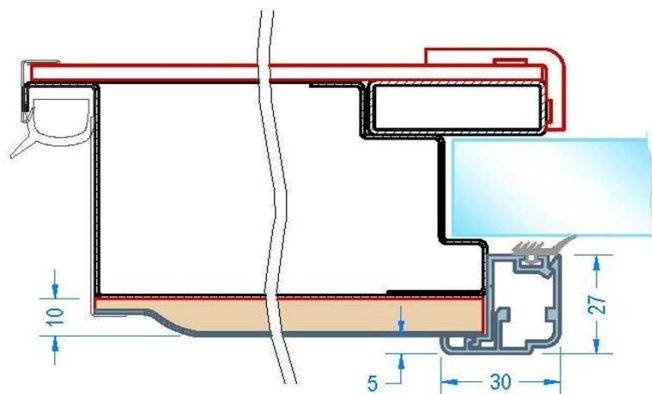
Application outside, with full exposure to atmospheric agents, is permitted.



## PANTOGRAPHED PANELS



Outside glass-fixing frame ►  
Aluminium - 10mm thick  
(aluminium frame)



▲ Fixed minimum dimension

Minimum dimension of door width for glass insert: - models IT - SC - SD - SE: 800 mm  
- models SN - SO: 900 mm

# DI.BI. ALUMINIUM PANELS PREPARED FOR GLASS INSERT (10 mm)

Application outside, with full exposure to atmospheric agents, is permitted.




	1 LEAF		2 LEAVES	
	OUTSIDE		OUTSIDE	
Painting MATT RAL COLOUR	STD	OUT OF STANDARD*	STD	OUT OF STANDARD*
Ivory (code 1013)	855,74	1.012,31	1.221,08	1.487,25
White (code 9010)	855,74	1.012,31	1.221,08	1.487,25
Green (code 6005)	855,74	1.012,31	1.221,08	1.487,25
Green (code 6009)	855,74	1.012,31	1.221,08	1.487,25
Brown (code 8017)	855,74	1.012,31	1.221,08	1.487,25
Grey (code 7001)	855,74	1.012,31	1.221,08	1.487,25
Red (code 3003)	855,74	1.012,31	1.221,08	1.487,25
Blue (code 5010)	855,74	1.012,31	1.221,08	1.487,25
Ral as per sample (code RAL)	1.082,24	1.306,76	1.606,12	1.987,81
Painting MARBLED FINISHING	STD	OUT OF STANDARD*	STD	OUT OF STANDARD*
Marbled Green (code V553)	855,74	1.012,31	1.221,08	1.487,25
Marbled Brown (code M543)	855,74	1.012,31	1.221,08	1.487,25
Marbled Red (code R563)	855,74	1.012,31	1.221,08	1.487,25
Grinz Green (code V554)	855,74	1.012,31	1.221,08	1.487,25
Grinz Brown (code V544)	855,74	1.012,31	1.221,08	1.487,25
Rough Green (code V555)	855,74	1.012,31	1.221,08	1.487,25
Painting WOODEN FINISHING	STD	OUT OF STANDARD*	STD	OUT OF STANDARD*
Tanganyika 04 (code T04)	1.042,69	1.255,35	1.538,89	1.900,41
Tanganyika 05 (code T05)	1.042,69	1.255,35	1.538,89	1.900,41
Tanganyika 06 (code T06)	1.042,69	1.255,35	1.538,89	1.900,41
Italian Walnut (code NON)	1.042,69	1.255,35	1.538,89	1.900,41
Natural Oak (code RON)	1.042,69	1.255,35	1.538,89	1.900,41
Cherry (code CIL)	1.042,69	1.255,35	1.538,89	1.900,41
Mahogany (code MOG)	1.042,69	1.255,35	1.538,89	1.900,41
Optional wooden finishing (code LEG) as per DI.BI. Catalogue of finishing and panelling materials.	1.376,67	1.689,52	2.106,64	2.638,49

\* Maximum dimension of panel: 1000 x 2400 mm.

# OKUME WOOD PANELS PREPARED FOR GLASS INSERT (14 mm)

Outside application is permitted but in positions well protected from direct sunlight.



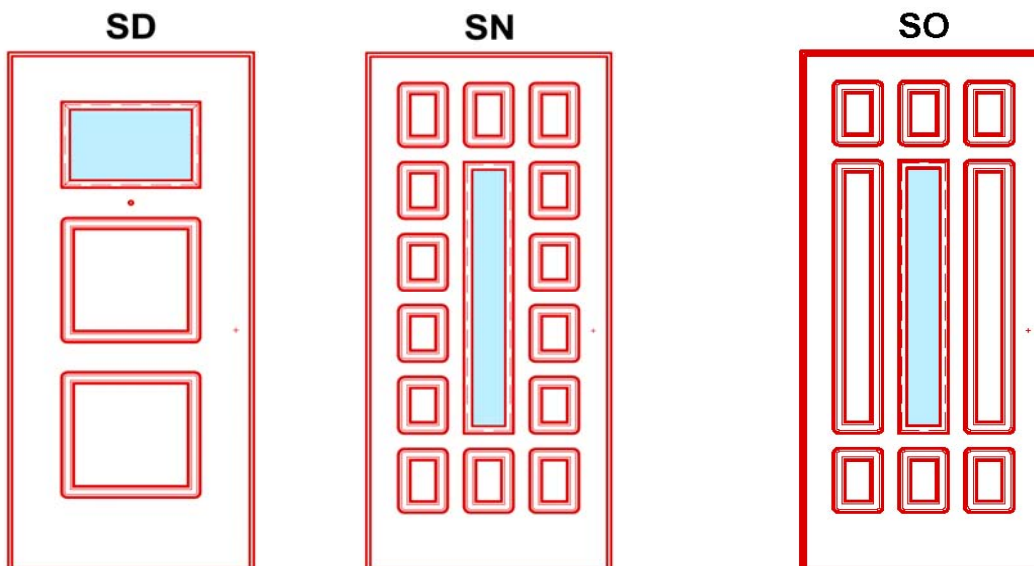
**Minimum dimension of door width for glass insert:**

- models IA - IB - IC - TU : 800 mm
- models ID - IE - IF - SH - SI - SS - ST - TQ - TR : 900 mm

COLOUR	1 LEAF				2 LEAVES			
	OUTSIDE		INSIDE		OUTSIDE		INSIDE	
	STD	OUT OF STD	STD	OUT OF STD	STD	OUT OF STD	STD	OUT OF STD
<b>Stained (code 0081)</b>								
05 Walnut Stained								
06 Walnut Stained	1.131,31	1.414,14	1.157,73	1.440,56	1.923,23	2.404,04	1.975,44	2.456,25
Cherry								
Mahogany								
<b>Ral 6005 Stained (code 0083)</b>	1.131,31	1.414,14	1.157,73	1.440,56	1.923,23	2.404,04	1.975,44	2.456,25
<b>Ral 6009 Stained (code 0084)</b>	1.131,31	1.414,14	1.157,73	1.440,56	1.923,23	2.404,04	1.975,44	2.456,25

# OKUME WOOD PANELS PREPARED FOR GLASS INSERT (14 mm)

Outside application is permitted but in positions well protected from direct sunlight.



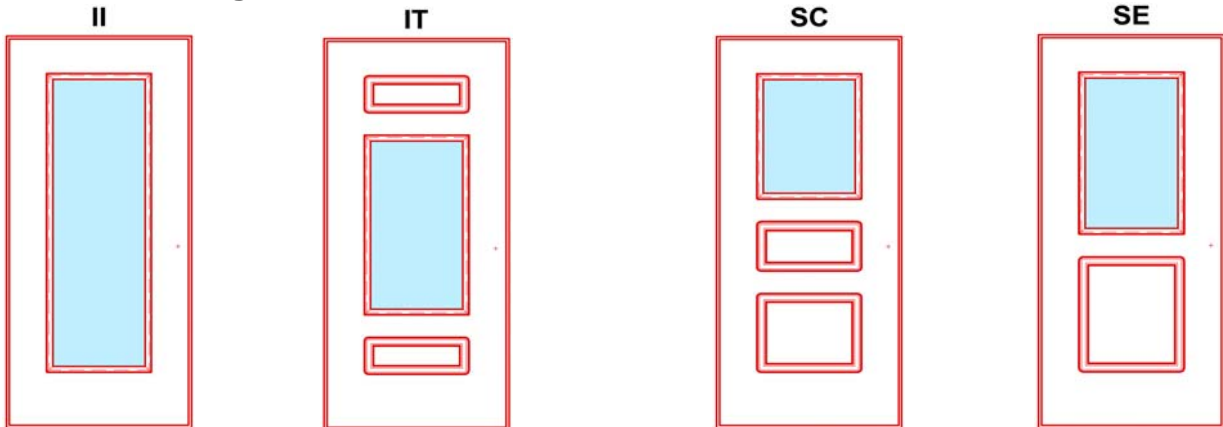
Minimum dimension of door width for glass insert

- model SD : 800 mm
- models SN - SO : 900 mm

COLOUR	1 LEAF				2 LEAVES			
	OUTSIDE		INSIDE		OUTSIDE		INSIDE	
	STD	OUT OF STD	STD	OUT OF STD	STD	OUT OF STD	STD	OUT OF STD
<b>Stained (code 0081)</b>								
05 Walnut Stained								
06 Walnut Stained	<b>1.000,27</b>	<b>1.250,34</b>	<b>1.026,69</b>	<b>1.276,76</b>	<b>1.700,46</b>	<b>2.125,58</b>	<b>1.752,67</b>	<b>2.177,79</b>
Cherry								
Mahogany								
<b>Ral 6005 Stained (code 0083)</b>	<b>1.000,27</b>	<b>1.250,34</b>	<b>1.026,69</b>	<b>1.276,76</b>	<b>1.700,46</b>	<b>2.125,58</b>	<b>1.752,67</b>	<b>2.177,79</b>
<b>Ral 6009 Stained (code 0084)</b>	<b>1.000,27</b>	<b>1.250,34</b>	<b>1.026,69</b>	<b>1.276,76</b>	<b>1.700,46</b>	<b>2.125,58</b>	<b>1.752,67</b>	<b>2.177,79</b>

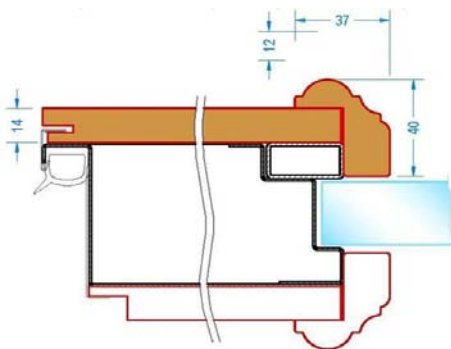
# OKUME WOOD PANELS PREPARED FOR GLASS INSERT (14 mm)

Outside application is permitted but in positions well protected from direct sunlight.

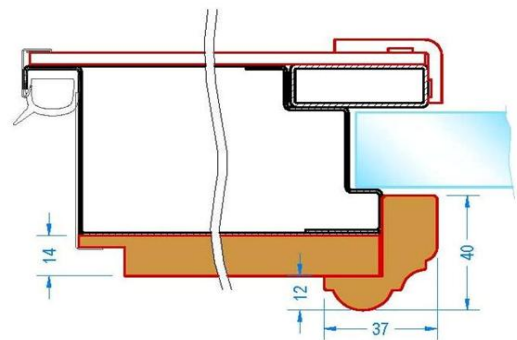


Minimum dimension of door width for glass insert: 800 mm.

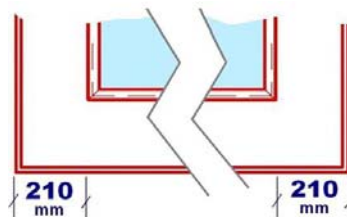
COLOUR	1 LEAF				2 LEAVES			
	OUTSIDE		INSIDE		OUTSIDE		INSIDE	
	STD	OUT OF STD	STD	OUT OF STD	STD	OUT OF STD	STD	OUT OF STD
<b>Painted with Mordant</b> (c.0081)								
05 Walnut Stained	<b>912,91</b>	<b>1.141,14</b>	<b>939,33</b>	<b>1.167,56</b>	<b>1.551,95</b>	<b>1.939,94</b>	<b>1.604,16</b>	<b>1.992,15</b>
06 Walnut Stained								
Cherry								
Mahogany								
<b>Ral 6005 Stained</b> (code 0083)	<b>912,91</b>	<b>1.141,14</b>	<b>939,33</b>	<b>1.167,56</b>	<b>1.551,95</b>	<b>1.939,94</b>	<b>1.604,16</b>	<b>1.992,15</b>
<b>Ral 6009 Stained</b> (code 0084)	<b>912,91</b>	<b>1.141,14</b>	<b>939,33</b>	<b>1.167,56</b>	<b>1.551,95</b>	<b>1.939,94</b>	<b>1.604,16</b>	<b>1.992,15</b>



▲ Inside glass-fixing frame\*  
Okume wood -14mm thick  
(solid wood frame)



▲ Outside glass-fixing frame\*  
Okume wood -14mm thick  
(solid wood frame)

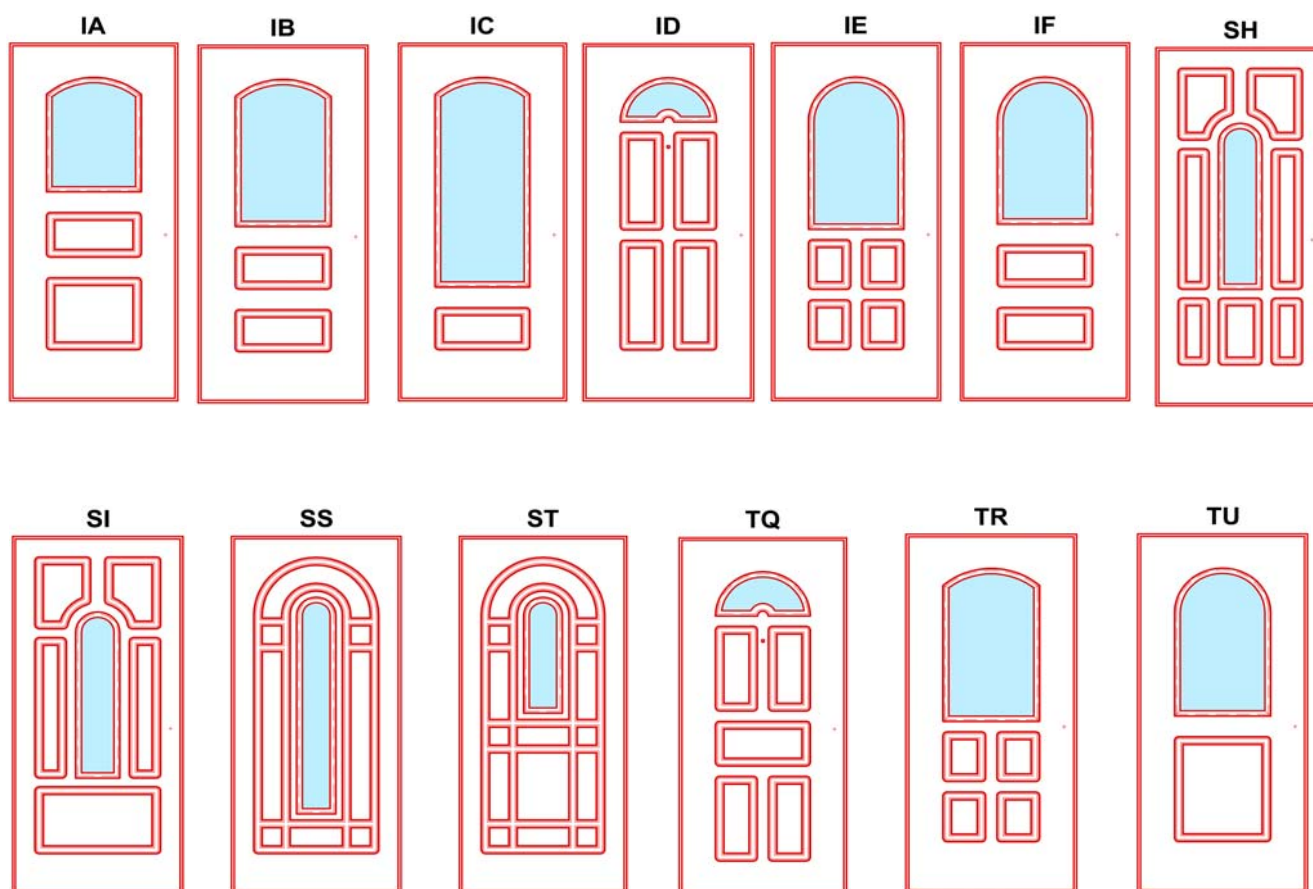


▲ Fixed minimum dimension

\* Drawings are valid for all models in Okume wood with glass insert.

# MULTI-LAYER WOOD PANELS PREPARED FOR GLASS INSERT (20 mm)

Outside application is permitted but in positions well protected from direct sunlight.



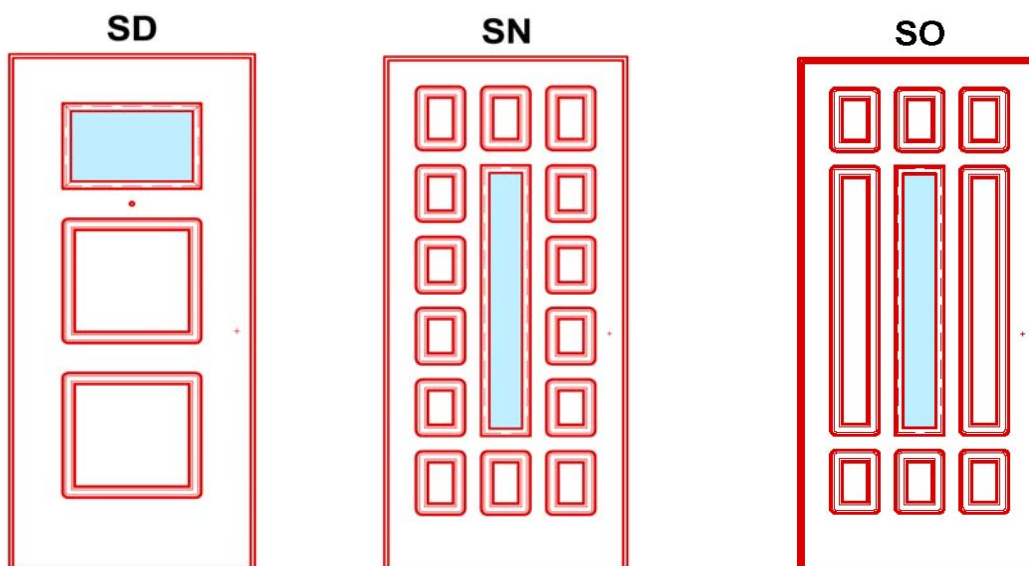
**Minimum dimension of door width for glass insert:**

- models IA - IB - IC - TU : 800 mm
- models ID - IE - IF - SH - SI - SS - ST - TQ - TR : 900 mm

COLOUR	1 LEAF				2 LEAVES			
	OUTSIDE		INSIDE		OUTSIDE		INSIDE	
	STD	OUT OF STD	STD	OUT OF STD	STD	OUT OF STD	STD	OUT OF STD
Tanganyika 04 (code 0011)	1.149,33	1.436,66	1.175,75	1.463,08	1.953,86	2.442,33	2.006,07	2.494,53
Tanganyika 05 (code 0012)	1.149,33	1.436,66	1.175,75	1.463,08	1.953,86	2.442,33	2.006,07	2.494,53
Tanganyika 06 (code 0013)	1.149,33	1.436,66	1.175,75	1.463,08	1.953,86	2.442,33	2.006,07	2.494,53
Natural Douglas (code 0021)	1.229,59	1.536,99	1.256,01	1.563,41	2.090,31	2.612,88	2.142,51	2.665,09
Walnut Stained Douglas (c.0022)	1.229,59	1.536,99	1.256,01	1.563,41	2.090,31	2.612,88	2.142,51	2.665,09
Mahogany (code 0031)	1.149,33	1.436,66	1.175,75	1.463,08	1.953,86	2.442,33	2.006,07	2.494,53
Two-col.Ital. Walnut (c. 0051)	1.214,30	1.517,88	1.240,72	1.544,30	2.064,32	2.580,40	2.116,52	2.632,60
Natural Pine (code 0061)	1.172,26	1.465,33	1.198,68	1.491,74	1.992,85	2.491,06	2.045,05	2.543,26
Walnut Stained Pine (c. 0062)	1.172,26	1.465,33	1.198,68	1.491,74	1.992,85	2.491,06	2.045,05	2.543,26
Walnut Stained Oak (c. 0072)	1.183,73	1.479,66	1.210,14	1.506,08	2.012,34	2.515,42	2.064,55	2.567,63
Natural Oak (code 0071)	1.183,73	1.479,66	1.210,14	1.506,08	2.012,34	2.515,42	2.064,55	2.567,63

# MULTI-LAYER WOOD PANELS PREPARED FOR GLASS INSERT (20 mm)

Outside application is permitted but in positions well protected from direct sunlight.



Minimum dimension of door width for glass insert

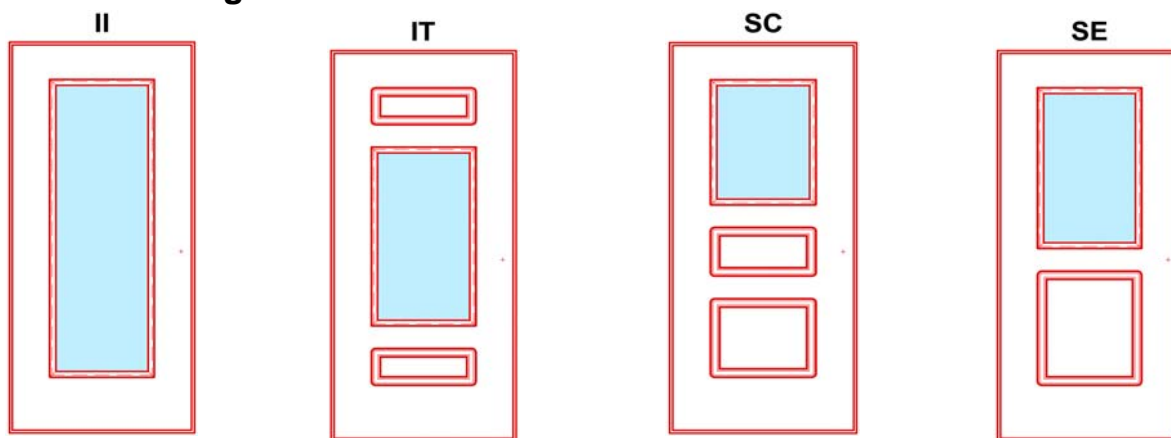
- model SD : 800 mm
- models SN - SO : 900 mm

COLOUR	1 LEAF				2 LEAVES			
	OUTSIDE		INSIDE		OUTSIDE		INSIDE	
	STD	OUT OF STD	STD	OUT OF STD	STD	OUT OF STD	STD	OUT OF STD
Tanganyika 04 (code 0011)	1.034,67	1.293,34	1.061,09	1.319,75	1.758,94	2.198,67	1.811,15	2.250,88
Tanganyika 05 (code 0012)	1.034,67	1.293,34	1.061,09	1.319,75	1.758,94	2.198,67	1.811,15	2.250,88
Tanganyika 06 (code 0013)	1.034,67	1.293,34	1.061,09	1.319,75	1.758,94	2.198,67	1.811,15	2.250,88
Natural Douglas (code 0021)	1.114,93	1.393,67	1.141,35	1.420,08	1.895,38	2.369,23	1.947,59	2.421,44
Walnut Stained Douglas (c.0022)	1.114,93	1.393,67	1.141,35	1.420,08	1.895,38	2.369,23	1.947,59	2.421,44
Mahogany (code 0031)	1.034,67	1.293,34	1.061,09	1.319,75	1.758,94	2.198,67	1.811,15	2.250,88
Two-col.Ital. Walnut (c. 0051)	1.099,64	1.374,56	1.126,06	1.400,97	1.869,39	2.336,74	1.921,60	2.388,95
Natural Pine (code 0061)	1.057,60	1.322,00	1.084,02	1.348,42	1.797,92	2.247,40	1.850,13	2.299,61
Walnut Stained Pine (c. 0062)	1.057,60	1.322,00	1.084,02	1.348,42	1.797,92	2.247,40	1.850,13	2.299,61
Walnut Stained Oak (c. 0072)	1.069,07	1.336,34	1.095,48	1.362,75	1.817,42	2.271,77	1.869,62	2.323,98
Natural Oak (code 0071)	1.069,07	1.336,34	1.095,48	1.362,75	1.817,42	2.271,77	1.869,62	2.323,98

# MULTI-LAYER WOOD PANELS PREPARED FOR GLASS INSERT (20 mm)

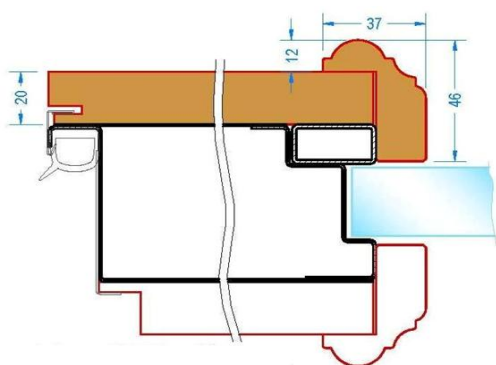


Outside application is permitted but in positions well protected from direct sunlight.

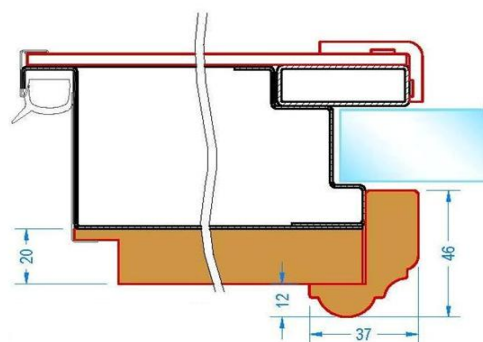


Minimum dimension of door width for glass insert: 800 mm.

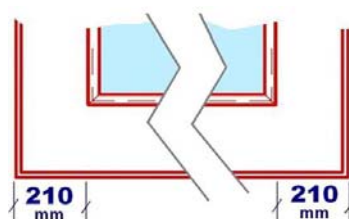
COLOUR	1 LEAF				2 LEAVES			
	OUTSIDE		INSIDE		OUTSIDE		INSIDE	
	STD	OUT OF STD	STD	OUT OF STD	STD	OUT OF STD	STD	OUT OF STD
Tanganyika 04 (code 0011)	958,23	1.197,79	984,65	1.224,20	1.628,99	2.036,24	1.681,20	2.088,45
Tanganyika 05 (code 0012)	958,23	1.197,79	984,65	1.224,20	1.628,99	2.036,24	1.681,20	2.088,45
Tanganyika 06 (code 0013)	958,23	1.197,79	984,65	1.224,20	1.628,99	2.036,24	1.681,20	2.088,45
Natural Douglas (code 0021)	1.038,49	1.298,12	1.064,91	1.324,53	1.765,44	2.206,80	1.817,64	2.259,00
Walnut Stained Douglas (c.0022)	1.038,49	1.298,12	1.064,91	1.324,53	1.765,44	2.206,80	1.817,64	2.259,00
Mahogany (code 0031)	958,23	1.197,79	984,65	1.224,20	1.628,99	2.036,24	1.681,20	2.088,45
Two-col.Ital. Walnut (c. 0051)	1.023,20	1.279,01	1.049,62	1.305,42	1.739,45	2.174,31	1.791,65	2.226,52
Natural Pine (code 0061)	981,16	1.226,45	1.007,58	1.252,87	1.667,98	2.084,97	1.720,18	2.137,18
Walnut Stained Pine (c. 0062)	981,16	1.226,45	1.007,58	1.252,87	1.667,98	2.084,97	1.720,18	2.137,18
Walnut Stained Oak (c. 0072)	992,63	1.240,79	1.019,04	1.267,20	1.687,47	2.109,33	1.739,68	2.161,54
Natural Oak (code 0071)	992,63	1.240,79	1.019,04	1.267,20	1.687,47	2.109,33	1.739,68	2.161,54



Inside glass-fixing frame\* ▲  
Multi-layer wood -20mm thick  
(solid wood frame)



▲ Outside glass-fixing frame\*  
Multi-layer wood -20mm thick  
(solid wood frame)



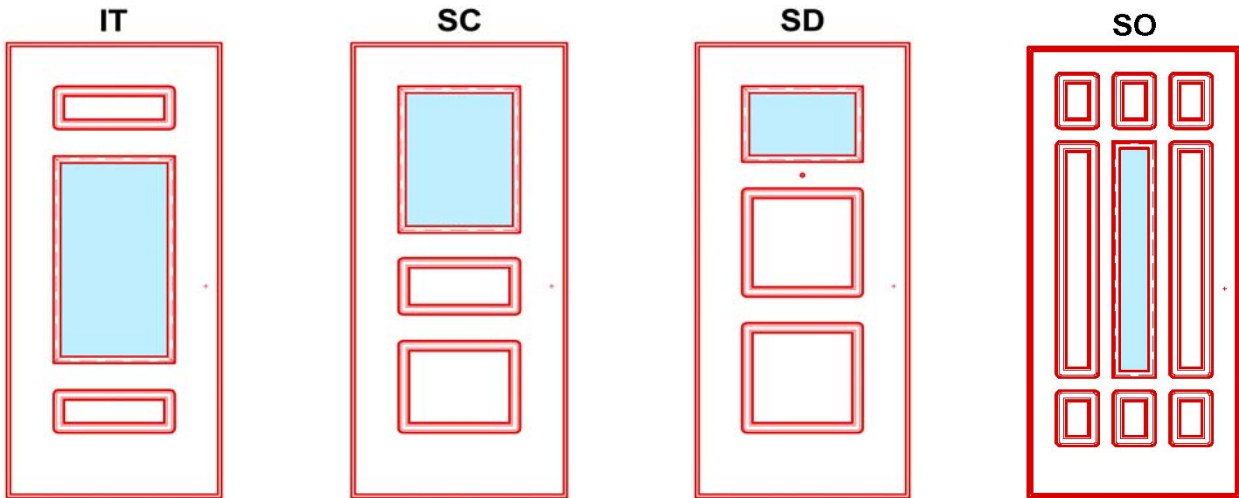
▲ Fixed minimum dimension

\* Drawings are valid for all models in Multi-layer wood with glass insert.



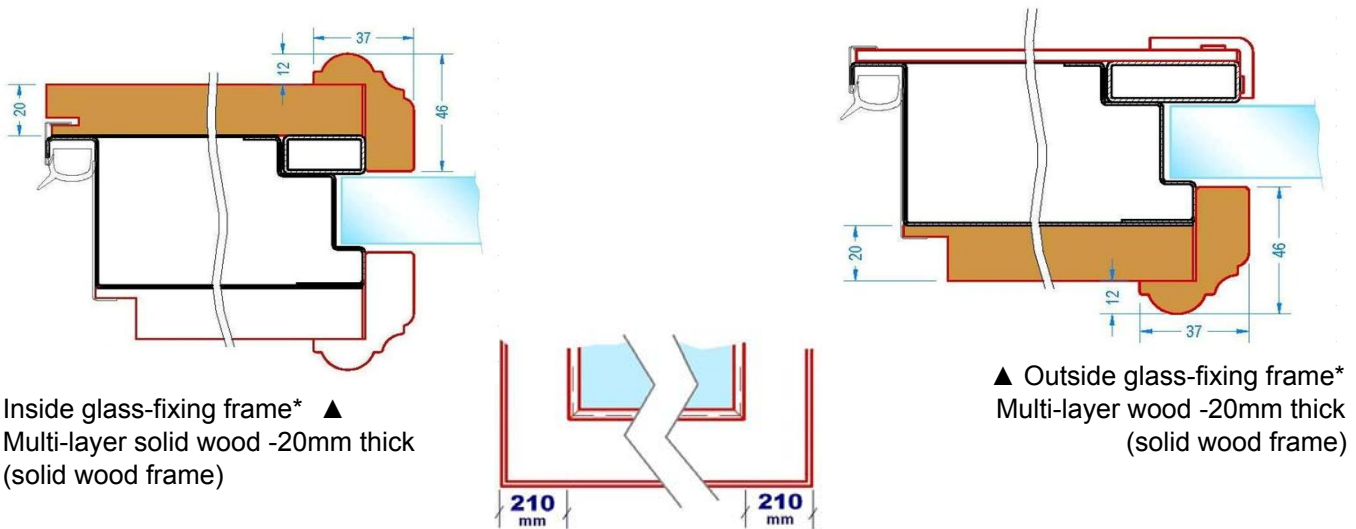
# MULTI-LAYER SOLID WOOD PANELS PREPARED FOR GLASS INSERT (20 mm)

Outside application is permitted but in position well protected from direct sunlight.



**Minimum dimension of door width for glass insert:**  
 - models IT - SC - SD : 800 mm  
 - model SO : 900 mm

COLOUR	WITH APPLIED RAISED MOULDING							
	1 LEAF				2 LEAVES			
	OUTSIDE		INSIDE		OUTSIDE		INSIDE	
	STANDARD	EXTRA / OUT OF STANDARD	STANDARD	EXTRA / OUT OF STANDARD	STANDARD	EXTRA / OUT OF STANDARD	STANDARD	EXTRA / OUT OF STANDARD
Natural Oak (0071)	1.343,68	1.522,56	1.370,10	1.548,98	2.070,64	2.383,68	2.122,85	2.435,89
Stained Oak (0072)	1.364,48	1.551,68	1.390,90	1.578,10	2.107,04	2.434,64	2.159,25	2.486,85
Chestnut (code 0043)	1.493,44	1.618,24	1.519,86	1.644,66	2.332,72	2.551,12	2.384,93	2.603,33
05 Walnut Stain. Okume(0012)	1.264,64	1.372,80	1.291,06	1.399,22	1.932,32	2.121,60	1.984,53	2.173,81
06 Walnut Stained (0013)								
Cherry Stained (0023)								
Mahogany Stained (0031)								
Lacquered Okume Ral 6005-6009-5003-6021-3011	1.297,92	1.414,40	1.324,34	1.440,82	1.990,56	2.194,40	2.042,77	2.246,61



▲ Inside glass-fixing frame\*  
 Multi-layer solid wood -20mm thick (solid wood frame)

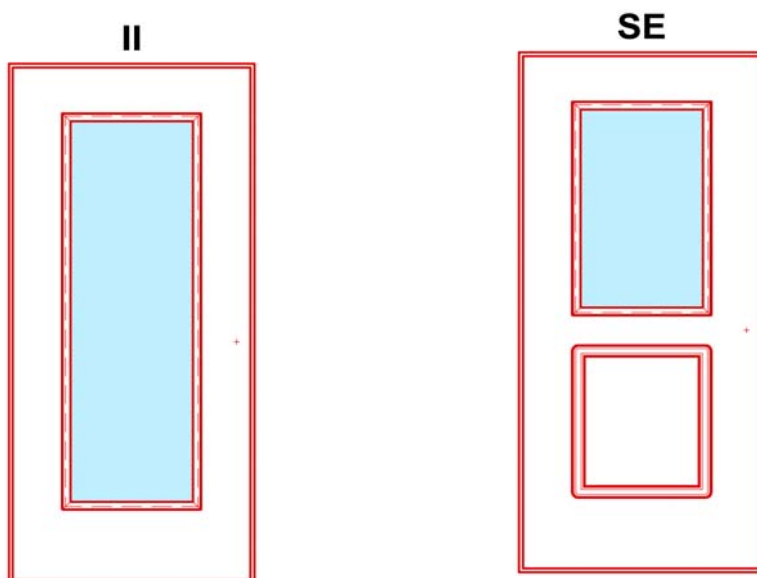
▲ Outside glass-fixing frame\*  
 Multi-layer wood -20mm thick (solid wood frame)

▲ Fixed minimum dimension

\* Drawings are valid for all models in Multi-layer solid wood with glass insert.

# MULTI-LAYER SOLID WOOD PANELS PREPARED FOR GLASS INSERT (20 mm)

Outside application is permitted but in position well protected from direct sunlight.

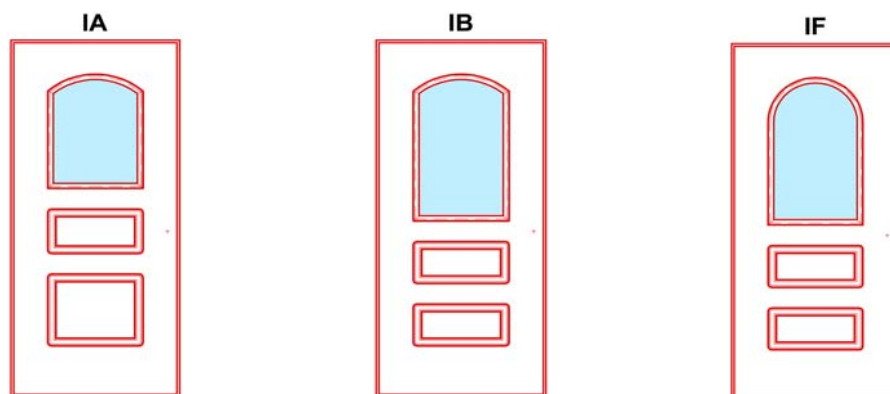


Minimum dimension of door width for glass insert: 800 mm.

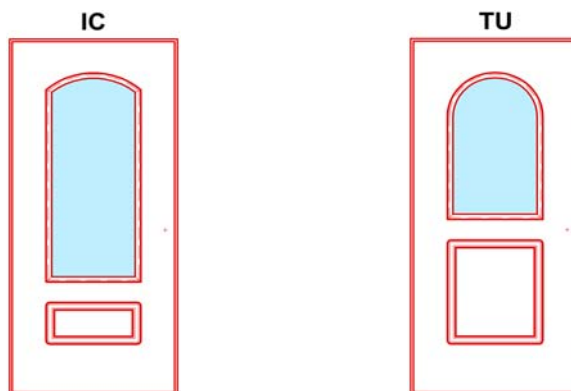
COLOUR	WITH APPLIED RAISED MOULDING							
	1 LEAF				2 LEAVES			
	OUTSIDE		INSIDE		OUTSIDE		INSIDE	
	STANDARD	EXTRA / OUT OF STANDARD	STANDARD	EXTRA / OUT OF STANDARD	STANDARD	EXTRA / OUT OF STANDARD	STANDARD	EXTRA / OUT OF STANDARD
Natural Oak (0071)	1.302,08	1.522,56	1.328,50	1.548,98	1.997,84	2.383,68	2.050,05	2.435,89
Stained Oak (0072)	1.322,88	1.551,68	1.349,30	1.578,10	2.034,24	2.434,64	2.086,45	2.486,85
Chestnut (code 0043)	1.360,32	1.618,24	1.386,74	1.644,66	2.099,76	2.551,12	2.151,97	2.603,33
05 Walnut Stain. Okume(0012)								
06 Walnut Stained (0013)	1.127,36	1.372,80	1.153,78	1.399,22	1.692,08	2.121,60	1.744,29	2.173,81
Cherry Stained (0023)								
Mahogany Stained (0031)								
Lacquered Okume Ral 6005-6009-5003-6021-3011	1.173,12	1.414,40	1.199,54	1.440,82	1.772,16	2.194,40	1.824,37	2.246,61

# MULTI-LAYER SOLID WOOD PANELS PREPARED FOR GLASS INSERT (20 mm)

Outside application is permitted but in position well protected from direct sunlight.



COLOUR	1 LEAF				2 LEAVES			
	OUTSIDE		INSIDE		OUTSIDE		INSIDE	
	STANDARD	EXTRA / OUT OF STANDARD	STANDARD	EXTRA / OUT OF STANDARD	STANDARD	EXTRA / OUT OF STANDARD	STANDARD	EXTRA / OUT OF STANDARD
Natural Oak (0071)	1.626,56	2.063,36	1.652,98	2.089,78	2.565,68	3.330,08	2.617,89	3.382,29
Stained Oak (0072)	1.647,36	2.092,48	1.673,78	2.118,90	2.602,08	3.381,04	2.654,29	3.433,25
Chestnut (cod. 0043)	1.751,36	2.233,92	1.777,78	2.260,34	2.784,08	3.628,56	2.836,29	3.680,77
05 Walnut Stain. Okume(0012)	1.493,44	1.884,48	1.519,86	1.910,90	2.332,72	3.017,04	2.384,93	3.069,25
06 Walnut Stained (0013)								
Cherry Stained (0023)								
Mahogany Stained (0031)								
Lacquered Okume Ral 6005-6009-5003-6021-3011	1.539,20	1.946,88	1.565,62	1.973,30	2.412,80	3.126,24	2.465,01	3.178,45




COLOUR	1 LEAF				2 LEAVES			
	OUTSIDE		INSIDE		OUTSIDE		INSIDE	
	STANDARD	EXTRA / OUT OF STANDARD	STANDARD	EXTRA / OUT OF STANDARD	STANDARD	EXTRA / OUT OF STANDARD	STANDARD	EXTRA / OUT OF STANDARD
Natural Oak (0071)	1.568,32	1.838,72	1.594,74	1.865,14	2.463,76	2.936,96	2.515,97	2.989,17
Stained Oak (0072)	1.589,12	1.867,84	1.615,54	1.894,26	2.500,16	2.987,92	2.552,37	3.040,13
Chestnut (cod. 0043)	1.601,60	1.892,80	1.628,02	1.919,22	2.522,00	3.031,60	2.574,21	3.083,81
05 Walnut Stain. Okume(0012)	1.360,32	1.651,52	1.386,74	1.677,94	2.099,76	2.609,36	2.151,97	2.661,57
06 Walnut Stained (0013)								
Cherry Stained (0023)								
Mahogany Stained (0031)								
Lacquered Okume Ral 6005-6009-5003-6021-3011	1.401,92	1.701,44	1.428,34	1.727,86	2.172,56	2.696,72	2.224,77	2.748,93

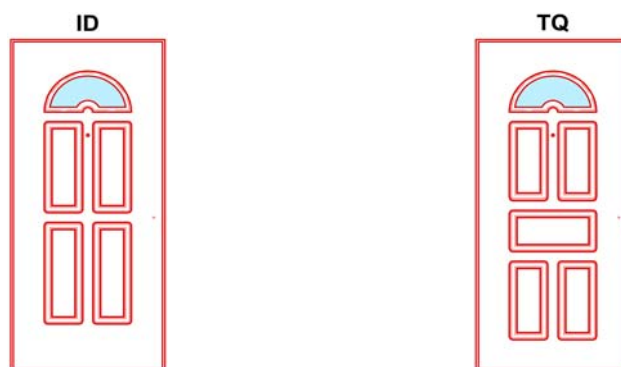
Minimum dimension of door width for glass insert: 800 mm.

# MULTI-LAYER SOLID WOOD PANELS PREPARED FOR GLASS INSERT (20 mm)

Outside application is permitted but in position well protected from direct sunlight.



COLOUR	1 LEAF				2 LEAVES			
	OUTSIDE		INSIDE		OUTSIDE		INSIDE	
	STANDARD	EXTRA / OUT OF STANDARD	STANDARD	EXTRA / OUT OF STANDARD	STANDARD	EXTRA / OUT OF STANDARD	STANDARD	EXTRA / OUT OF STANDARD
Natural Oak (0071)	1.847,04	2.362,88	1.873,46	2.389,30	2.951,52	3.854,24	3.003,73	3.906,45
Stained Oak (0072)	1.867,84	2.392,00	1.894,26	2.418,42	2.987,92	3.905,20	3.040,13	3.957,41
Chestnut (cod. 0043)	1.971,84	2.529,28	1.998,26	2.555,70	3.169,92	4.145,44	3.222,13	4.197,65
05 Walnut Stain. Okume(0012) 06 Walnut Stained (0013) Cherry Stained (0023) Mahogany Stained (0031)	1.713,92	2.184,00	1.740,34	2.210,42	2.718,56	3.541,20	2.770,77	3.593,41
Lacquered Okume Ral 6005- 6009-5003-6021-3011	1.759,68	2.246,40	1.786,10	2.272,82	2.798,64	3.650,40	2.850,85	3.702,61



COLOUR	1 LEAF				2 LEAVES			
	OUTSIDE		INSIDE		OUTSIDE		INSIDE	
	STANDARD	EXTRA / OUT OF STANDARD	STANDARD	EXTRA / OUT OF STANDARD	STANDARD	EXTRA / OUT OF STANDARD	STANDARD	EXTRA / OUT OF STANDARD
Natural Oak (0071)	2.221,44	2.866,24	2.247,86	2.892,66	3.606,72	4.735,12	3.658,93	4.787,33
Stained Oak (0072)	2.242,24	2.895,36	2.268,66	2.921,78	3.643,12	4.786,08	3.695,33	4.838,29
Chestnut (cod. 0043)	2.346,24	3.036,80	2.372,66	3.063,22	3.825,12	5.033,60	3.877,33	5.085,81
05 Walnut Stain. Okume(0012) 06 Walnut Stained (0013) Cherry Stained (0023) Mahogany Stained (0031)	2.088,32	2.687,36	2.114,74	2.713,78	3.373,76	4.422,08	3.425,97	4.474,29
Lacquered Okume Ral 6005- 6009-5003-6021-3011	2.134,08	2.749,76	2.160,50	2.776,18	3.453,84	4.531,28	3.506,05	4.583,49

Minimum dimension of door width for glass insert: 900 mm.