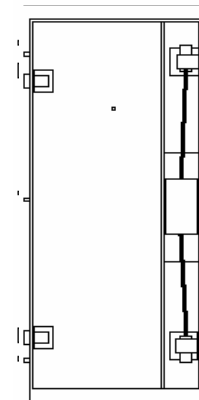


SECURITY DOORS

Chap. 8 - 883 LINE - SINGLE LEAF DOOR

883 LINE - SINGLE LEAF DOOR

	Standard	Extra	Out of Standard (1)
	800 X 2000-2100 850 X 2000-2100 900 X 2000-2100	W. from 700 to 1000 H. from 2000 to 2300 50 mm by 50 mm	W. from 700 to 1000 H. from 1900 to 2300 10 mm by 10 mm
Security door	663,42	723,52	798,77
Subframe	72,21	127,43	152,82
Flat Melamine Outside Panel	51,47	90,96	90,96
Flat Melamine Inside Panel	80,53	121,34	121,34
Inside bronzed handle kit	38,69	38,69	38,69
Outside bronzed handle kit	27,87	27,87	27,87
Complete Door (*)	934,18	1.129,81	1.230,45
Door prepared for inside/outside finishing panels with panel-fixing frames	934,18	1.049,50	1.150,14



(1) The maximum height of the door is 2450 mm; in this case a third hinge will be added and the total price of the out-of-standard door will be increased by 20%.

Flat panel 2450 mm high are only available in the following colours: White Ral 9010, Italian Walnut, Tanganyika 05, Tanganyika 06, Cherry, Mahogany.

STANDARD COMPONENTS (*)

Inside and outside finishing panels can be chosen among the standard melamine-veneered panels (protected by heat shrink film): Tanganyika 04 - Tanganyika 05 - Cherry - Mahogany - Italian Walnut - White Ral 9010.

Locking system with double bitted key

Case made of 30/10 thick steel sheet to protect the locking system side

Drill-proof manganese cover to protect internal mechanism of the locking system

Core with double bitted master key

Changeable core with 5 double bitted keys

Door opening limiter (except in the solution with electric device for remote opening)

Bronzed aluminium finishes (inside handle, outside fixed knob, plates, small knob for the opening limiter)

Service lock for more security during the night

Wide-angle peephole

Doorleaf made of double steel sheet 16/10 thick

High density polyurethane injection between the two steel sheets

Tubular black rubber gaskets on the three sides of the doorleaf and brown gaskets on the three sides of the frame

Perimetric profile made of brown plastified steel sheet

Brown plastic sealing covers for the deadbolts out of the door

Plastic sealing covers for the deadbolts into the frame

Couples of adjustable hinges on three axes (including the rising hinge Open Fly) with brown hinge covers and screw nuts covers

Subframe made of 20/10 thick galvanized steel sheet, painted brown Ral 8017 with epoxy powder

Frame made of 20/10 thick galvanized steel sheet, painted brown Ral 8017 with epoxy powder

Eight screws to fix the frame to the subframe and screw covers

Five fixed deadbolts on the hinge side

Brown footers for the frame

DIFFERENT VERSIONS

45101/B Inside and outside handle (without outside fixed knob)

SUP25 Inside handle and outside turning knob (without outside fixed knob)

EXTRAS FOR 883 LINE - SINGLE LEAF

CODE	DESCRIPTION	PRICE	
FINISH OF THE DOORLEAF			
BR1/(xxx)	Weatherstrip bar (xxx = dimension)	29,12	
BA1/(xxx)	18 mm high bottom rebate on the threshold	29,12	
BA1/FS	Out of standard bottom rebate (from 10 to 15 mm high)	42,35	
-	Water-proofing rebate (only for aluminium frame)	104,00	
-	Rebate for thermal break for iron frame (footers for frame and bituminous tape included)	145,60	
SUP06	Assembly cost for outside flat panel supplied by the customer (1)	104,00	
SUP07	Assembly cost for inside flat panel supplied by the customer, without panel-fixing frames	104,00	
SUP22	Assembly cost for outside rusticated panel supplied by the customer (1)	156,00	
SUP23	Assembly cost for inside rusticated panel supplied by the customer, without panel-fixing	156,00	
COPCER/O	Brass colour hinge covers + screw nut covers (complete kit)	13,46	
COPCER/A	Matte chrome-plated aluminium colour hinge covers + screw nut covers (complete kit)	13,46	
COPCER/B	White 9010 colour hinge covers + screw nut covers (complete kit)	13,46	
COPCER/N	Black 9005 colour hinge covers + screw nut covers (complete kit)	13,46	
COPCER/V	Green 6005 colour hinge covers + screw nut covers (complete kit)	13,46	
HANDLE KIT			
KITPLAITA/EST/OT	Outside brass handle kit	40,25	
KITPLAITA/INT/OT	Inside brass handle kit	66,25	
KITPLAITA/EST/BI	Outside handle kit, painted white	54,08	
KITPLAITA/INT/BI	Inside handle kit, painted white	61,36	
KITPLAITA/EST/NE	Outside handle kit, painted black	54,08	
KITPLAITA/INT/NE	Inside handle kit, painted black	61,36	
KITPLAITA/EST/A	Outside silver colour handle kit	33,28	
KITPLAITA/INT/A	Inside silver colour handle kit	42,64	
KITPLAITA/EST/F9	Outside chrome-plated F9 handle kit	32,24	
KITPLAITA/INT/F9	Inside chrome-plated F9 handle kit	42,64	
KITPLAITA/EST/CL	Outside polished chrome-plated handle kit	51,17	
KITPLAITA/INT/CL	Inside polished chrome-plated handle kit	89,02	
KITPLAMDV/INT/04	DibiDoku inside handle kit for panel 4 mm thick	123,40	
KITPLAMDV/INT/08	DibiDoku inside handle kit for panel 8 mm thick	123,40	
KITPLAMDV/INT/12	DibiDoku inside handle kit for panel 12 mm thick	123,40	
KITPLAMDV/EST	DibiDoku outside handle kit	82,57	
KITSPIO/MDV	DibiDoku peephole kit	72,09	
KITPLAEVO/EST/A	Evotech Line outside silver colour handle kit**	48,83	
KITPLAEVO/INT/A	Evotech Line inside silver colour handle kit**	81,83	
45910	Ring door knocker in brass	78,00	
45500	Panic bar (only for pull-door)	536,20	
KITMANSEREL/EST/A	Outside silver colour handle kit for electro-mechanical locking system	28,96	
KITMANSEREL/INT/A	Inside silver colour handle kit for electro-mechanical locking system	32,66	
KITMANSEREL/EST/BR	Outside bronzed handle kit for electro-mechanical locking system	27,09	
KITMANSEREL/INT/BR	Inside bronzed handle kit for electro-mechanical locking system	34,58	
KITMANSEREL/EST/O	Outside brass handle kit for electro-mechanical locking system	46,70	
KITMANSEREL/INT/O	Inside brass handle kit for electro-mechanical locking system	53,77	
EXTRA COST FOR:	MODEL	POLISHED CHROME FINISHING	FINISHING AS PER PANTONE COLOUR
INSIDE SENSUNELS HANDLE KIT	KORPO	151,42	359,42
	BLIP	193,02	401,02
	FLUKE	188,86	396,86
	TWIST	184,70	not available
	SIKE	196,14	not available
OUTSIDE SENSUNELS HANDLE KIT (only with outside and inside handle)	KORPO	113,57	321,57
	BLIP	155,17	363,17
	FLUKE	151,01	359,01
	TWIST	146,85	not available
	SIKE	158,29	not available

(1) For more than 5 panels, there is a 20% discount on the unit price of this price list. Nevertheless, DI.BI. Porte Blindate is not responsible for possible damages occurred during the assembly process.

** Available only without the service lock

EXTRAS FOR 883 LINE - SINGLE LEAF

CODE	DESCRIPTION	PRICE
SUP10	Extra cost for pull-door (outside opening direction)	68,83
	Extra cost for complete kit to assemble the door with the EVOTECH LINE accessories (only for std dimension)	650,00
KIT SOUND MAXI (bar)	42 dB if the panel is ≥ 10 mm thick / 41 dB if the panel is < 10 mm thick. (Available only with sound-proofing weatherstrip bar)	***312,00
KIT SOUND MAXI (rebate)	42 dB if the panel is ≥ 10 mm thick / 41 dB if the panel is < 10 mm thick. (Available only with water-proofing frame and rebate on the 4 sides)	***364,00
	Extra cost for adjustable hinges on the 3 axes (without rising hinge Open Fly)	net 10,40
47201/ELETR	BILLY, Electronical Peephole	249,60

FRAME AND SUBFRAME

CT(xxx)/M	Subframe prepared for door profiles, standard doors (xxx dimension)**	149,53
CT(xxx)/M	Subframe prepared for door profiles, extra doors (xxx dimension)**	179,63
CTE01/M	Subframes prepared for door profiles, out of standard doors**	205,96
COR/M	Inside and outside door profiles for prepared subframe	105,96
CORCT	Inside door profiles to cover the frame (specify the type of wood colour)	74,21
SUP02	Extra cost for frame and subframe with reduced thickness to be used in special situations	145,60
SUP04	Extra cost to adapt the door with the subframe of other firms	97,76
SUPT6005	Frame painted in green Ral colour 6005	52,71
SUPT9010	Frame painted in white Ral colour 9010	52,71
SUPT9005	Frame painted in black Ral colour 9005	52,71
SUPT9006	Frame painted in silver grey Ral colour 9006	52,71
SUPTRAL	Frame painted in Ral colour as per sample (minimum 10 pieces)	145,60
SUPMRAL	Outside door profile + inside panel-fixing frame Ral colours as per sample (min. 10 pcs)	145,60
CR1/RAL	Extra cost for inside panel-fixing metal frames, painted in Ral colour as per Sample	52,21
CR1/8017	Inside panel-fixing metal frames, plasticised in Brown Ral colour 8017	included
CR1/9010	Extra cost for inside panel-fixing metal frames, plasticised in White Ral colour 9010	31,20
CR1/NOCE	Extra cost for inside panel-fixing metal frames plasticised in Walnut colour	31,20
CR1/9006	Extra cost for inside panel-fixing metal frames plasticised in silver Grey Ral colour 9006	31,20
CR1/NE	Extra cost for inside panel-fixing metal frames plasticised in Black Ral colour 9005	31,20
KITM..../RAL	Extra cost for outside panel-fixing metal frames painted in Ral colour as per Sample	52,21
KITM....	Outside panel-fixing metal frames plasticised in Brown Ral colour 8017	included
KITM..../9010	Extra cost for outside panel-fixing metal frames plasticised in White Ral colour 9010	31,20
KITM..../9006	Extra cost for outside panel-fixing metal frames plasticised in silver Grey Ral colour 9006	31,20
KITM..../9005	Extra cost for outside panel-fixing metal frames plasticised in Black Ral colour 9005	31,20
SUPRAL	Frame painted in Ral colours as per sample including outside door profile and inside panel-fixing frame (minimum 10 pieces)	291,20
	Extra cost for water-proofing resistance	104,00

MECHANICAL PARTS

SER02/DX	Electric device for remote opening 12V CC right hand with transformer*	273,66
SER02/SX	Electric device for remote opening 12V CC left hand with transformer*	273,66
SER04/DX	Electric device for remote opening 12V CC right hand with transformer and buffer battery*	338,29
SER04/SX	Electric device for remote opening 12V CC left hand with transformer and buffer battery*	338,29
3CER/R	Additional third adjustable hinge	182,31
SUP12	Additional key for high security European cylinder	41,60
SUP20	Master keyed process for European cylinders (for details, contact our Order Department)	160,16
SUP21	Special master keyed process (KA, A opens B, MK, GMK, CC)	to be estim.

* Available only without the service lock

** Available only with wood-veneered panels.

*** FOR DOORS WITH NOT STANDARD DIMENSION, THERE IS AN EXTRA 30% ON PRICE OF THE KIT (ex. Sound Maxi with weatherstrip bar 390,00).

EXTRAS FOR 883 LINE - SINGLE LEAF

LOCKING SYSTEM		
SKITCE0101Y/XX	Multilock cylinder IP:4-20mm/OP:4-15mm. (XX=colour, Y=R/L)	189,28
SKITCE0102Y/XX	Multilock cylinder IP:4-20mm/OP:16-20mm. (XX=colour, Y=R/L)	227,76
SKITCE0103Y/XX	Multilock cylinder IP:4-20mm/OP:25mm. (XX=colour, Y=R/L)	303,68
SKITCE0104Y/XX	Multilock cylinder IP:4-20mm/OP:30mm. (XX=colour, Y=R/L)	306,80
SKITCE0101Y/XX/T	Multilock cylinder IP:4-20mm/OP:4mm. (XX=colour, Y=R/L) pull-door	260,00
SKITCE0102Y/XX/T	Multilock cylinder IP:4-20mm/OP:15mm. (XX=colour, Y=R/L) pull-door	267,28
SKITCE0103Y/XX/T	Multilock cylinder IP:4-20mm/OP:16-20mm. (XX=colour, Y=R/L) pull-door	280,80
SKITCE0104Y/XX/T	Multilock cylinder IP:4-20mm/OP:25mm. (XX=colour, Y=R/L) pull-door	284,96
SKITCE0105Y/XX/T	Multilock cylinder IP:4-20mm/OP:30mm. (XX=colour, Y=R/L) pull-door	287,04
SKITCH0101Y/XX	Multilock cylinder IP:4mm/OP:4-15mm. (XX=colour, Y=R/L) key/key	264,16
SKITCH0102Y/XX	Multilock cylinder IP:4mm/OP:16-20mm. (XX=colour, Y=R/L) key/key	307,84
SKITCH0103Y/XX	Multilock cylinder IP:4mm/OP:25mm. (XX=colour, Y=R/L) key/key	314,08
SKITCH0104Y/XX	Multilock cylinder IP:4mm/OP:30mm. (XX=colour, Y=R/L) key/key	316,16
SKITCH0201Y/XX	Multilock cylinder IP:14mm/PE:4-15mm. (XX=colour, Y=R/L) key/key	304,72
SKITCH0202Y/XX	Multilock cylinder IP:14mm/OP:16-20mm. (XX=colour, Y=R/L) key/key	312,00
SKITCH0203Y/XX	Multilock cylinder IP:14mm/OP:25mm. (XX=colour, Y=R/L) key/key	327,60
SKITCH0204Y/XX	Multilock cylinder IP:14mm/OP:30mm. (XX=colour, Y=R/L) key/key	327,60
SKITCH0301Y/XX	Multilock cylinder IP:15-20mm/OP:4-15mm. (XX=colour, Y=R/L) key/key	307,84
SKITCH0302Y/XX	Multilock cylinder IP:15-20mm/OP:16-20mm. (XX=colour, Y=R/L) key/key	323,44
SKITCH0303Y/XX	Multilock cylinder IP:15-20mm/OP:25mm. (XX=colour, Y=R/L) key/key	327,60
SKITCH0304Y/XX	Multilock cylinder IP:15-20mm/OP:30mm. (XX=colour, Y=R/L) key/key	343,20
SKITCH0101Y/XX/T	Multilock cylinder IP:4mm/OP:4mm. (XX=colour, Y=R/L) key/key for pull-door	239,20
SKITCH0102Y/XX/T	Multilock cylinder IP:4mm/OP:15mm. (XX=colour, Y=R/L) key/key for pull-door	254,80
SKITCH0103Y/XX/T	Multilock cylinder IP:4mm/OP:16-20mm. (XX=colour, Y=R/L) key/key for pull-door	287,04
SKITCH0104Y/XX/T	Multilock cylinder IP:4mm/OP:25mm. (XX=colour, Y=R/L) key/key for pull-door	290,16
SKITCH0105Y/XX/T	Multilock cylinder IP:4mm/OP:30mm. (XX=colour, Y=R/L) key/key for pull-door	291,20
SKITCH0201Y/XX/T	Multilock cylinder IP:14mm/OP:4mm. (XX=colour, Y=R/L) key/key for pull-door	254,80
SKITCH0202Y/XX/T	Multilock cylinder IP:14mm/OP:15mm. (XX=colour, Y=R/L) key/key for pull-door	290,16
SKITCH0203Y/XX/T	Multilock cylinder IP:14mm/OP:16-20mm. (XX=colour, Y=R/L) key/key for pull-door	291,20
SKITCH0204Y/XX/T	Multilock cylinder IP:14mm/OP:25mm. (XX=colour, Y=R/L) key/key for pull-door	303,68
SKITCH0205Y/XX/T	Multilock cylinder IP:14mm/OP:30mm. (XX=colour, Y=R/L) key/key for pull-door	303,68
SKITCH0301Y/XX/T	Multilock cylinder IP:15-20mm/OP:4mm. (XX=colour, Y=R/L) key/key for pull-door	287,04
SKITCH0302Y/XX/T	Multilock cylinder IP:15-20mm/OP:15mm. (XX=colour, Y=R/L) key/key for pull-door	291,20
SKITCH0303Y/XX/T	Multilock cylinder IP:15-20mm/OP:16-20mm. (XX=colour, Y=R/L) key/key for pull-door	303,68
SKITCH0304Y/XX/T	Multilock cylinder IP:15-20mm/OP:25mm. (XX=colour, Y=R/L) key/key for pull-door	303,68
SKITCH0305Y/XX/T	Multilock cylinder IP:15-20mm/OP:30mm. (XX=colour, Y=R/L) key/key for pull-door	316,16
E3030/1-5	European Cylinder Poker Model (E 30-30) with 1master key + 5 keys with card for key duplication; for panel thickness from 4 to 14 mm	72,80
E4531/1-5	European Cylinder Poker Model (E 45-31) with 1 master key + 5 keys with card for key duplication; for panel thickness from 15 to 20 mm	93,60
E3531/155	European Cylinder 883 Model (E 35-31) with 1 master key + 5+5 keys with card for key duplication; for panel thickness from 4 to 14 mm	198,43
E4531/155	European Cylinder Poker 883 (E 45-31) with 1 master key + 5+5 keys with card for key duplication; for panel thickness from 15 to 20 mm	237,59
KITSERITA01/XXX	Service lock kit with IP 4/20mm OP 4mm (xxx = colour code)	27,04
KITSERITA02/XXX	Service lock kit with IP 4/20mm OP 14/15mm (xxx = colour code)	29,12
KITSERITA03/XXX	Service lock kit with IP 4/20mm OP 16/20mm (xxx = colour code)	31,20
KITSERITA04/XXX	Service lock kit with IP 4/20mm OP 25mm (xxx = colour code)	39,52
KITSERITA05/XXX	Service lock kit with IP 4/20mm OP 30mm (xxx = colour code)	41,60

EXTRAS FOR 883 LINE - SINGLE LEAF

LOCKING SYSTEM		
KITSERCH01/XXX	Service lock kit with IP 4mm, OP 4mm (xxx = cod colour) key/key	24,96
KITSERCH02/XXX	Service lock kit with IP 4mm, OP 15/20mm (xxx = cod colour) key/key	39,52
KITSERCH03/XXX	Service lock kit with IP 4mm, OP 25/30mm (xxx = colour code) key/key	43,68
KITSERCH04/XXX	Service lock kit with IP 14mm, OP 4mm (xxx = colour code) key/key	37,44
KITSERCH05/XXX	Service lock kit with IP 14mm, OP 14/15mm (xxx = colour code) key/key	41,60
KITSERCH06/XXX	Service lock kit with IP 14mm, OP 16/25mm (xxx = colour code) key/key	43,68
KITSERCH07/XXX	Service lock kit with IP 20mm, OP 4mm (xxx = colour code) key/key	38,48
KITSERCH08/XXX	Service lock kit with IP 20mm, OP 14/20mm (xxx = colour code) key/key	40,56
KITSERCH01/XXX/TI	Service lock kit with IP 4mm, OP 4mm (xxx = colour code) key/key	23,92
KITSERCH02/XXX/TI	Service lock kit with IP 4mm, OP 15mm (xxx = colour code) key/key	37,44
KITSERCH03/XXX/TI	Service lock kit with IP 4mm, OP 16/20mm (xxx = colour code) key/key	39,52
KITSERCH04/XXX/TI	Service lock kit with IP 4mm, OP 25/30mm (xxx = colour code) key/key	43,68
KITSERCH05/XXX/TI	Service lock kit with IP 14mm, OP 4mm (xxx = colour code) key/key	39,52
KITSERCH06/XXX/TI	Service lock kit with IP 14mm, OP 15mm (xxx = colour code) key/key	41,60
KITSERCH07/XXX/TI	Service lock kit with IP 14mm, OP 16-20mm (xxx = colour code) key/key	40,56
KITSERCH08/XXX/TI	Service lock kit with IP 15/20mm, OP 4mm (xxx = colour code) key/key	39,52
KITSERCH09/XXX/TI	Service lock kit with IP 15/20mm, OP 15mm (xxx = colour code) key/key	43,68
KITSERCH10/XXX/TI	Service lock kit with IP 15/20mm, OP 16-20mm (xxx = colour code) key/key	40,56
SKITSEROM/(DX/SX)	OMEGA PLUS locking system	240,80
SKITSEREL/(DX/SX)	Electro-mechanical locking system (CAN BUS connection and keypad included)	1.597,63
SKITDEV/DX	Double deadbolt for RH door*	35,36
SKITDEV/SX	Double deadbolt for LH door*	35,36

"KEY PROTECTOR" MAGNETIC DEFENDER		
45214/MN/A	Security Kit Defender complete with 2 coded keys and code duplication card - silver colour	149,76
45214/MN/CL	Security Kit Defender complete with 2 coded keys and code duplication card - polished chrome colour	149,76
45214/MN/F9	Security Kit Defender complete with 2 coded keys and code duplication card - chrome F9 colour	149,76
45214/MN/OT	Security Kit Defender complete with 2 coded keys and code duplication card - polished brass	149,76
45214/MN/CH	Coded extra keys (unit price)	33,28



"KEY PROTECTOR" kit with card and keys



OPEN



CLOSE



EXTRA KEYS

* Available only with DI.BI. subframes

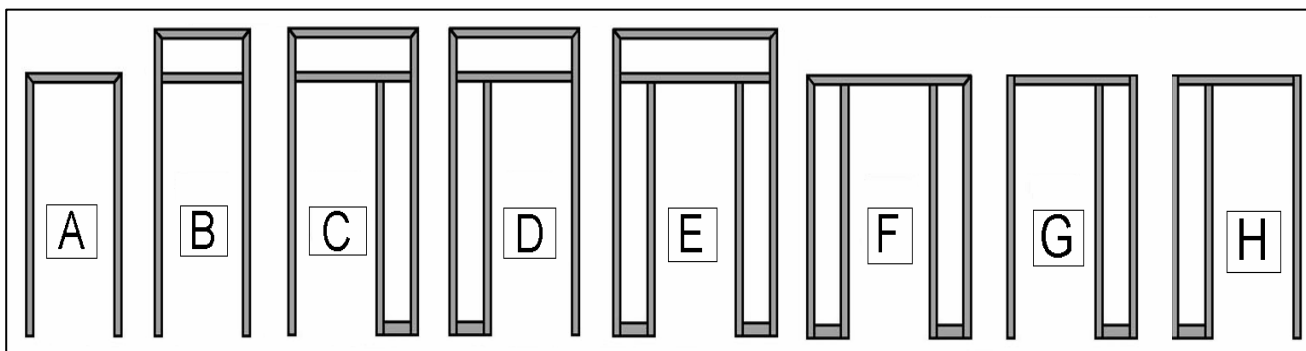
SECURITY DOORS

Chap. 13 - ALUMINIUM FRAME

TWO-COLOURED ALUMINIUM FRAME

TO BE INSTALLED WITH SUBFRAME

AVAILABLE MODELS



1 LEAF		TOTAL AMOUNT OF STRUCTURE (GLASS EXCLUDED)						
		MODEL A		MODEL B *	MODEL C - D **	MODEL E **	MODEL F **	MODEL G-H **
INSIDE COLOUR	OUTSIDE COLOUR	800X2000-2100 850X2000-2100 900X2000-2100	OUT OF STD					
Ox Silver	Ox Silver	360,36	428,31	807,21	2.197,51	3.587,81	2.780,61	1.390,30
Ox Silver Stained Ral 9010 Stained Ral 8017 Matte black	Ox Silver Stained Ral Std*** Stained marezzato Matte black	382,20	454,27	857,16	2.344,28	3.831,41	2.974,25	1.487,13
Ox Silver Stained Ral 9010 Stained Ral 8017 Matte black	Wood stained Standard	407,32	484,12	920,10	2.536,81	4.153,53	3.233,43	1.616,72

Marezzato: flecked with white and moiré surface

2 LEAVES		TOTAL AMOUNT OF STRUCTURE (GLASS EXCLUDED)						
		MODEL A		MODEL B **	MODEL C - D **	MODEL E **	MODEL F **	MODEL G-H **
INSIDE COLOUR	OUTSIDE COLOUR	800+300/400X2000-2100 850+300/400X2000-2100 900+300/400X2000-2100	OUT OF STD					
Ox Silver	Ox Silver	492,27	563,70	1.025,44	2.403,29	3.781,36	2.891,20	1.513,14
Ox Silver Stained Ral 9010 Stained Ral 8017 Matte black	Ox Silver Stained Ral Std*** Stained marezzato Matte black	513,91	589,68	1.074,74	2.548,77	4.022,78	3.083,12	1.609,11
Ox Silver Stained Ral 9010 Stained Ral 8017 Matte black	Wood stained Standard	538,80	619,55	1.137,14	2.739,61	4.342,08	3.340,04	1.737,55

Glasses (double-glazing low-emissivity glass 26mm thick) are available in the following colours:
Transparent, Bronze, Smoky grey, White Satin, Bronze Satin, Milky White, Reflective.

GLASS FOR TOP WINDOW PANEL H. 200 - 600 mm.	
W. UP TO 1000	W. MORE THAN 1000
PRICE	PRICE
163,78	209,33

GLASS FOR SIDE WINDOW PANEL W. 200 - 600 mm.
PRICE
375,44

* The subframe of the door is out of standard.

Euro 152,82

** The subframe of the door is the one of the door with two leaves, out of standard.

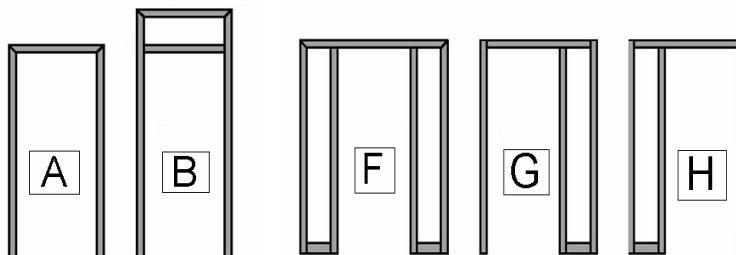
Euro 200,30

*** For the colour Stained Ral as per Sample, a minimum quantity of 20 pieces is required.

TWO-COLOURED ALUMINIUM FRAME

TO BE INSTALLED WITHOUT SUBFRAME

AVAILABLE MODELS

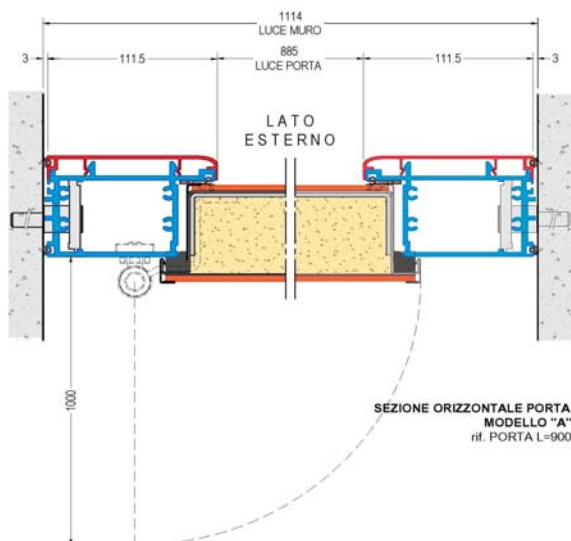


1 LEAF		TOTAL AMOUNT OF STRUCTURE (GLASS EXCLUDED)				
		MODEL A		MODEL B	MODEL F	MODEL G-H
INSIDE COLOUR	OUTSIDE COLOUR	800X2000-2100	OUT OF STD			
		850X2000-2100				
900X2000-2100						
Ox Silver	Ox Silver	360,36	428,31	807,21	2.780,61	1.390,30
Ox Silver Stained Ral 9010 Stained Ral 8017 Matte black	Ox Silver Stained Ral Std*** Stained marezzato Matte black	382,20	454,27	857,16	2.974,25	1.487,13
Ox Silver Stained Ral 9010 Stained Ral 8017 Matte black	Wood stained Standard	407,32	484,12	920,10	3.233,43	1.616,72

Marezzato: flecked with white and moiré surface

2 LEAVES		TOTAL AMOUNT OF STRUCTURE (GLASS EXCLUDED)				
		MODEL A		MODEL B	MODEL F	MODEL G-H
INSIDE COLOUR	OUTSIDE COLOUR	800+300/400X2000-2100	OUT OF STD			
		850+300/400X2000-2100				
900+300/400X2000-2100						
Ox Silver	Ox Silver	492,27	563,70	1.025,44	2.891,20	1.513,14
Ox Silver Stained Ral 9010 Stained Ral 8017 Matte black	Ox Silver Stained Ral Std*** Stained marezzato Matte black	513,91	589,68	1.074,74	3.083,12	1.609,11
Ox Silver Stained Ral 9010 Stained Ral 8017 Matte black	Wood stained Standard	538,80	619,55	1.137,14	3.340,04	1.737,55

Glasses (double-glazing low-emissivity glass 26mm thick) are available in the following colours:
Transparent, Bronze, Smoky grey, White Satin, Bronze Satin, Milky White, Reflective.



GLASS FOR TOP WINDOW PANEL H. 200 - 600 mm.	
W. UP TO 1000	W. MORE THAN 1000
PRICE	PRICE
163,78	209,33

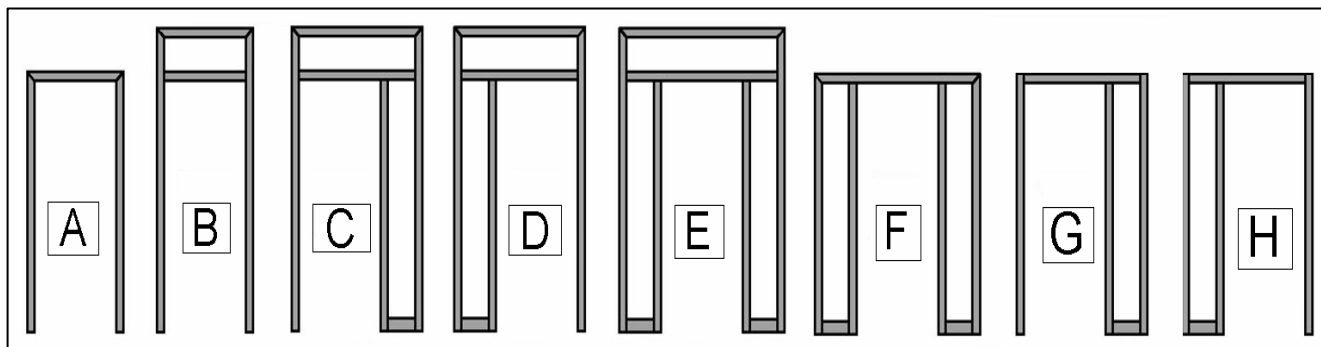
GLASS FOR SIDE WINDOW PANEL W. 200 - 600 mm.	
PRICE	
375,44	

*** For the colour Stained Ral as per Sample, a minimum quantity of 20 pieces is required.

ONE-COLOURED ALUMINIUM FRAME

TO BE INSTALLED WITHOUT SUBFRAME*

AVAILABLE MODELS



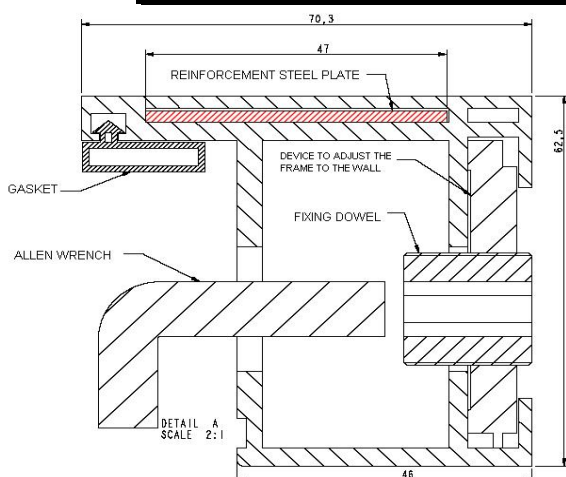
1 LEAF	TOTAL AMOUNT OF STRUCTURE (GLASS EXCLUDED)						
	MODEL A		MODEL B	MODEL C - D	MODEL E	MODEL F	MODEL G-H
AVAILABLE COLOURS	800X2000-2100 850X2000-2100 900X2000-2100	OUT OF STD					
Ox Silver Stained Ral 9010 Stained Ral 8017 Matte black Ral 1013	305,76	364,00	685,72	1.875,43	3.065,13	2.379,42	1.189,71

2 LEAVES	TOTAL AMOUNT OF STRUCTURE (GLASS EXCLUDED)						
	MODEL A		MODEL B	MODEL C - D	MODEL E	MODEL F	MODEL G-H
AVAILABLE COLOURS	800X2000-2100 850X2000-2100 900X2000-2100	OUT OF STD					
Ox Silver Stained Ral 9010 Stained Ral 8017 Matte black Ral 1013	393,85	450,94	859,79	2.039,02	3.218,23	2.466,50	1.287,29

Glasses (double-glazing low-emissivity glass 26mm thick) are available in the following colours: Transparent, Bronze, Smoky grey, White Satin, Bronze Satin, Milky White, Reflective.

GLASS FOR TOP WINDOW PANEL H. 200 - 600 mm.	
W. UP TO 1000	W. MORE THAN 1000
PRICE	PRICE
163,78	209,33

GLASS FOR SIDE WINDOW PANEL W. 200 - 600 mm.
PRICE
375,44



◀ This special profile allows to install the door without using the standard solution of fixing the frame to the subframe, as the door is directly fixed to this profile. Specific features of the profile are: the use of a reinforcement steel plate and the use of fixing elements able to adjust the frame if the wall is out of square.

* **The one-coloured aluminium frame** can be installed also **with the subframe**.



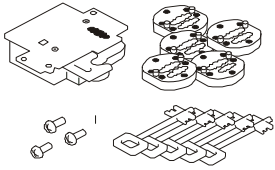
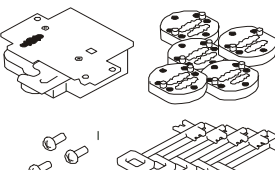
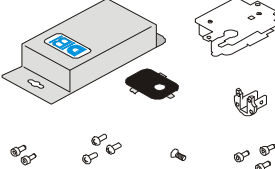
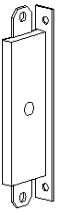
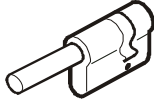
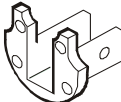
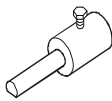
As for the prices of the **structure** see the ones on this page. As for the prices of the **subframe**, see page A-62 - notes */**.

SECURITY DOORS

Chap. A.a - SPARE PARTS








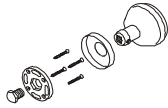

SPARE PARTS FOR SECURITY DOORS

MECHANICAL PARTS FOR LOCKING SYSTEM

CODE	DESCRIPTION	PRICE	PICTURE
41115DX	RIGH HAND LOCKING SYSTEM WITH DOUBLE BITTED MASTER CORE	104,00	
41115SX	LEFT HAND LOCKING SYSTEM WITH DOUBLE BITTED MASTER CORE	104,00	
47610DX	RIGHT HAND CORE FOR DOUBLE BITTED KEY, KEY OF 100 MM	39,52	
47610DX/110	RIGHT HAND CORE FOR DOUBLE BITTED KEY, KEY OF 110 MM	39,52	
47610SX	LEFT HAND CORE FOR DOUBLE BITTED KEY, KEY OF 100 MM	39,52	
47610SX/110	LEFT HAND CORE FOR DOUBLE BITTED KEY, KEY OF 110 MM	39,52	
47630DX	RIGHT HAND CHANGEABLE CORE FOR CYLINDER + SCREWS	37,44	
47630SX	LEFT HAND CHANGEABLE CORE FOR CYLINDER + SCREWS	37,44	
47801	OPENING AND CLOSING DEVICE FOR SEMI-FIXED LEAF	34,94	
47650	HALF CYLINDER PREPARED FOR KNOB, 09 MM	5,41	
47650/1	HOOK PREPARED FOR HALF CYLINDER 2000	0,87	
PROL14/45	BRASS EXTENSION BAR FOR MUL-T-LOCK CYLINDER (13,8X14-31=45mm)	1,83	



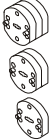

SPARE PARTS FOR SECURITY DOORS

ELECTROMECHANICAL LOCKING SYSTEM





CODE	DESCRIPTION	PRICE	PICTURE
41117DX/SX	ELECTROMECHANICAL LOCKING SYSTEM	1.081,60	
41117/SP39	MAIN CARD P39 + CAN BUS CONNECTION	590,72	
41117/TA	OUTSIDE KEYPAD	144,44	
41117/TR/SET	TRANSPONDER SET 5+1	317,20	
41117/TR	ADDITIONAL TRANSPONDER	83,20	
41117/MOD	MODEM GSM	832,00	
45245ELTA/B	OUTSIDE BRONZED COVER FOR KEYPAD	3,49	
45245ELTA/F9	OUTSIDE F9 COVER FOR KEYPAD	3,49	
45245ELTA/O	OUTSIDE BRASS COVER FOR KEYPAD	3,49	
41117/PU/B	BRONZED COVER	3,49	
41117/PU/F9	SILVER COLOUR COVER	3,49	
41117/PU/O	BRASS COVER	3,49	
45200/PLL/B	INSIDE BRONZED COVER	10,40	
45200/PLL/F9	INSIDE SILVER COLOUR COVER	10,40	
45200/PLL/O	INSIDE BRASS COVER	10,40	
45205	BLACK CYLINDER INSERT WITH KEYHOLE	0,62	
45102/BR/PO3-4	BRONZED HANDLE	4,74	
45102/OT/PO3-4	BRASS HANDLE	9,36	
45102/EL/A	SILVER COLOUR HANDLE	5,41	
45300BR/POKER	OUTSIDE BRONZED KNOB	10,94	
45300OT/POKER	OUTSIDE BRASS KNOB	24,67	
45316/EL/A	OUTSIDE SILVER COLOUR KNOB	15,31	
45200/IN400115	INSERT FOR KNOB	0,62	
45214/EL	DEFENDER "BLINDO"	15,39	
45214/CP/B	BRONZED COVER FOR THE DEFENDER	2,29	
45214/CP/OT	BRASS COVER FOR THE DEFENDER	2,50	
45214/CP/A	SILVER COLOUR COVER FOR THE DEFENDER	2,50	
45305/B	SMALL KNOB FOR BRONZED CYLINDER	3,33	
45305/O	SMALL KNOB FOR BRASS CYLINDER	8,82	
45305/A	SMALL KNOB FOR SILVER COLOUR CYLINDER	4,16	

SPARE PARTS FOR SECURITY DOORS

OMEGA PLUS LOCKING SYSTEM


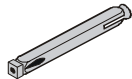
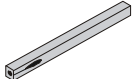


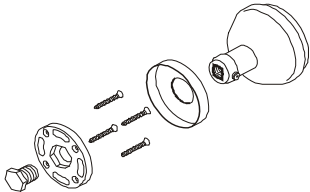

41118DX/SX	OMEGA PLUS LOCKING SYSTEM	231,61	
SECHCA/O	MASTER KEY "KA"	8,67	
KWA70710	SPECIAL SHIMS TO PLACE BETWEEN THE PANEL AND THE LOCKING SYSTEM	2,03	
41118/SUP	EXTRA COST FOR FOLDING KEY	45,76	
41166	MANGANESE COVER	4,80	
KWA70702	DEVICE TO LEAD THE KEY INTO THE LOCKING SYSTEM	6,76	
45313	BLACK PLASTIC INSERT FOR KEY	1,92	

MAGNETIC DEFENDER "KEY PROTECTOR"

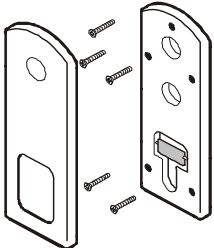
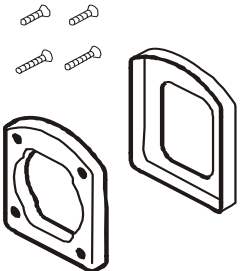
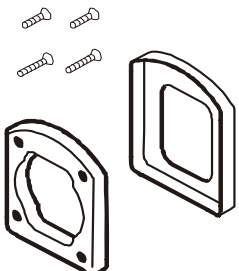




KITMN/BR	SECURITY KIT DEFENDER COMPLETE WITH 2 CODED KEYS AND CODE DUPLICATION CARD - BRONZED COLOUR	162,24	   
KITMN/A	SECURITY KIT DEFENDER COMPLETE WITH 2 CODED KEYS AND CODE DUPLICATION CARD - SILVER COLOUR	162,24	
KITMN/CL	SECURITY KIT DEFENDER COMPLETE WITH 2 CODED KEYS AND CODE DUPLICATION CARD - POLISHED CHROME COLOUR	162,24	
KITMN/F9	SECURITY KIT DEFENDER COMPLETE WITH 2 CODED KEYS AND CODE DUPLICATION CARD - CHROME F9 COLOUR	162,24	
KITMN/OT	SECURITY KIT DEFENDER COMPLETE WITH 2 CODED KEYS AND CODE DUPLICATION CARD - POLISHED BRASS	162,24	
45214/MN/CH	EXTRA CODED KEYS	33,28 each	

SPARE PARTS FOR SECURITY DOORS

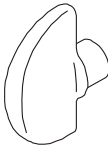
HANDLES




CODE	DESCRIPTION	PRICE	PICTURE
45500	PANIC BAR	536,20	
47901	EXPANDING MECHANISM 8X90 FOR KNOB	2,50	
47903	EXPANDING MECHANISM 8X160 FOR HOPPE KNOB	2,50	
43302	EXTERNAL CIRCLIP Ø 8 DIN 471	0,02	
45101/CL	IN.+OUT. POLISHED CHROME-PLATED HANDLES+COVER	22,46	
45101/BI	INSIDE+OUTSIDE WHITE HANDLES+COVER	10,71	
45101/NE	INSIDE+OUTSIDE BLACK HANDLES+COVER	10,71	
45101/A	INSIDE+OUTSIDE SILVER COLOUR HANDLES+COVER	7,70	
45101/F9	INSIDE+OUTSIDE F9 HANDLES+COVER	9,07	
45101/BR	INSIDE+OUTSIDE BRONZED HANDLES+COVER	7,70	
45101/O	INSIDE+OUTSIDE BRASS HANDLES+COVER	17,89	
45102/A	INSIDE SILVER COLOUR HANDLE	6,32	
45102/CL	INSIDE POLISHED CHROME-PLATED HANDLE	20,51	
45102/BI	INSIDE WHITE HANDLE	9,32	
45102/NE	INSIDE BLACK HANDLE	9,32	
45102/B	INSIDE BRONZED HANDLE	6,32	
45102/F9	INSIDE F9 HANDLE	7,70	
45102/O	INSIDE BRASS HANDLE	16,02	
45301/B	OUTSIDE BRONZED KNOB COMPLETE WITH SCREWS AND COVER	16,68	
45301/F9	OUTSIDE F9 KNOB COMPLETE WITH SCREWS AND COVER	19,22	
45301/O	OUTSIDE BRASS KNOB COMPLETE WITH SCREWS AND COVER	26,96	
45301/BI	OUTSIDE WHITE KNOB COMPLETE WITH SCREWS AND COVER	26,96	
45301/NE	OUTSIDE BLACK KNOB COMPLETE WITH SCREWS AND COVER	26,96	
45301/CL	OUTSIDE POLISHED CHROME-PLATED KNOB COMPLETE WITH SCREWS AND COVER	30,04	
45301/A	OUTSIDE SILVER COLOUR KNOB COMPLETE WITH SCREWS AND COVER	20,34	
47201/A	SILVER COLOUR WIDE-ANGLE PEEPHOLE 60/100	7,53	
47201/B	BRONZED WIDE-ANGLE PEEPHOLE 60/100	6,45	
47201/F9		7,53	
47201/CL	F9 WIDE-ANGLE PEEPHOLE 60/100	7,53	
47201/O	BRASS WIDE-ANGLE PEEPHOLE 60/100	6,45	
47201/BI	WHITE WIDE-ANGLE PEEPHOLE 60/100	11,44	
47201/NE	BLACK WIDE-ANGLE PEEPHOLE 60/100	11,44	






SPARE PARTS FOR SECURITY DOORS

CODE	DESCRIPTION	PRICE	PICTURE
45302/A	INSIDE ALUMINIUM PLATE + RESIN SUPPORT FOR THE PLATE COMPLETE WITH SCREWS	10,28	
45302/B	INSIDE BRONZED PLATE + RESIN SUPPORT FOR THE PLATE COMPLETE WITH SCREWS	8,99	
45302/F9	INSIDE F9 PLATE + RESIN SUPPORT FOR THE PLATE COMPLETE WITH SCREWS	9,86	
45302/BI	INSIDE WHITE PLATE + RESIN SUPPORT FOR THE PLATE COMPLETE WITH SCREWS	11,73	
45302/NE	INSIDE BLACK PLATE + RESIN SUPPORT FOR THE PLATE COMPLETE WITH SCREWS	11,73	
45302/CL	INSIDE POLISHED CHROME-PLATED PLATE + RESIN SUPPORT FOR THE PLATE + SCREWS	17,06	
45302/O	INSIDE BRASS PLATE + RESIN SUPPORT FOR THE PLATE COMPLETE WITH SCREWS	14,02	
45303/B	BRONZED COVER WITH OVAL HOLE + RESIN SUPPORT FOR THE COVER COMPLETE WITH SCREWS	7,53	
45303/O	BRASS COVER WITH OVAL HOLE + RESIN SUPPORT FOR THE COVER COMPLETE WITH SCREWS	9,73	
45303/NE	BLACK COVER WITH OVAL HOLE + RESIN SUPPORT FOR THE COVER COMPLETE WITH SCREWS	9,61	
45303/BI	WHITE COVER WITH OVAL HOLE + RESIN SUPPORT FOR THE COVER COMPLETE WITH SCREWS	9,61	
45303/CL	POLISHED CHROME-PLATED COVER WITH OVAL HOLE + RESIN SUPPORT FOR THE COVER + SCREWS	11,56	
45303/A	SILVER COLOUR COVER WITH OVAL HOLE + RESIN SUPPORT FOR THE COVER + SCREWS	8,49	
45303/F9	F9 COVER WITH OVAL HOLE + RESIN SUPPORT FOR THE COVER COMPLETE WITH SCREWS	8,20	
45304/B	BRONZED COVER WITH HOLE FOR DEFENDER + RESIN SUPPORT FOR THE COVER + SCREWS	7,53	
45304/F9	F9 COVER WITH HOLE FOR DEFENDER + RESIN SUPPORT FOR THE COVER + SCREWS	8,20	
45304/O	BRASS COVER WITH HOLE FOR DEFENDER + RESIN SUPPORT FOR THE COVER + SCREWS	9,73	
45304/CL	POLISHED CHROME-PLATED COVER WITH HOLE FOR DEFENDER + RESIN SUPPORT FOR THE COVER + SCREWS	11,56	
45304/A	SILVER COLOUR COVER WITH HOLE FOR DEFENDER + RESIN SUPPORT FOR THE COVER + SCREWS	8,49	
45304/BI	WHITE COVER WITH HOLE FOR DEFENDER + RESIN SUPPORT FOR THE COVER + SCREWS	9,61	
45304/NE	BLACK COVER WITH HOLE FOR DEFENDER + RESIN SUPPORT FOR THE COVER + SCREWS	9,61	
45309	MORTISE PLATE IN BLACK RESIN WITH OVAL HOLE	1,19	
45308/1	MORTISE PLATE IN BLACK RESIN WITH ROUND HOLE	1,19	
45307	MORTISE PLATE IN BLACK RESIN WITH KEYHOLE FOR DOUBLE BITTED KEY	1,19	
45308	MORTISE PLATE IN BLACK RESIN WITH YALE KEYHOLE	1,19	

SPARE PARTS FOR SECURITY DOORS









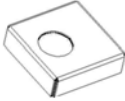


CODE	DESCRIPTION	PRICE	PICTURE
45305/B	BRONZED SMALL KNOB FOR CYLINDER	6,49	
45305/F9	F9 SMALL KNOB FOR CYLINDER	7,49	
45305/O	BRASS SMALL KNOB FOR CYLINDER	17,14	
45305/BI	WHITE SMALL KNOB FOR CYLINDER	9,57	
45305/NE	BLACK SMALL KNOB FOR CYLINDER	9,57	
45305/CL	POLISHED CHROME-PLATED SMALL KNOB FOR CYLINDER	21,96	
45305/A	SILVER COLOUR SMALL KNOB FOR CYLINDER	8,09	

EVOTECH LINE HANDLE KIT			
CODE	DESCRIPTION	PRICE	PICTURE
45299	EVOTECH LINE OUTSIDE KNOB	20,55	
45295	EVOTECH LINE SMALL KNOB	12,48	
45104	EVOTECH LINE HANDLE	16,64	
45311/A	COVER FOR KNOB	5,41	
47201/A	SILVER WIDEANGLE PEEPHOLE	7,53	
44204/ITA	RESIN BLACK UNDERCOVER FOR INSIDE PLATE	1,46	
45210/ITA/A	INSIDE AND OUTSIDE SILVER PLATE	5,37	
44201/ITA	RESIN BLACK UNDERCOVER FOR INSIDE COVER	2,08	
47908	KIT OF SCREWS FOR HOPPE PLATE	5,82	

SENSUNELS LINE HANDLE KIT			
CODE	DESCRIPTION	UNIT PRICE IN POLISHED CHROME / PICTURE	
SERAKARIM/N	LOCKING SYSTEM FOR SENSUNEL INT.DOOR WITH LITTLE KNOB	13,10	
SERAKARIM	LOCKING SYSTEM FOR SENSUNEL INTERIOR DOOR WITH KEY	12,48	
45KARIM/BLIP/C	INSIDE+OUTSIDE HANDLE BLIP+COVERS	230,34	
45KARIM/BLIP/N/C	INSIDE+OUTSIDE HANDLE BLIP+COVERS+LITTLE KNOB	292,74	
45KARIM/FLUKE/C	INSIDE+OUTSIDE HANDLE FLUKE+COVERS	223,81	
45KARIM/FLUKE/N/C	INSIDE+OUTSIDE HANDLE FLUKE+COVERS+LITTLE KNOB	286,21	
45KARIM/KORPO/C	INSIDE+OUTSIDE HANDLE KORPO+COVERS	147,51	
45KARIM/KORPO/N/C	INSIDE+OUTSIDE HANDLE KORPO+COVERS+LITTLE KNOB	209,91	
45KARIM/SIKE/C	INSIDE+OUTSIDE HANDLE SIKE+COVERS	237,66	
45KARIM/SIKE/N/C	INSIDE+OUTSIDE HANDLE SIKE+COVERS+LITTLE KNOB	348,73	
45KARIM/TWIST/C	INSIDE+OUTSIDE HANDLE TWIST+COVERS	216,53	
45KARIM/TWIST/N/C	INSIDE+OUTSIDE HANDLE TWIST+COVERS+LITTLE KNOB	299,73	
46KARIM/BLIP/D/C	HANDLE MOD. BLIP RH		104,00
46KARIM/BLIP/S/C	HANDLE MOD. BLIP LH		104,00
46KARIM/FLUKE/D/C	HANDLE MOD. FLUKE RH		99,84
46KARIM/FLUKE/S/C	HANDLE MOD. FLUKE LH		99,84
46KARIM/KORPO/D/C	HANDLE MOD. KORPO RH		62,40
46KARIM/KORPO/S/C	HANDLE MOD. KORPO LH		62,40
46KARIM/SIKE/D/C	HANDLE MOD. SIKE RH		107,12
46KARIM/SIKE/S/C	HANDLE MOD. SIKE LH		107,12
46KARIM/TWIST/D/C	HANDLE MOD. TWIST RH		95,68
46KARIM/TWIST/S/C	HANDLE MOD. TWIST LH		95,68

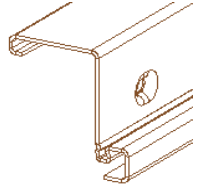



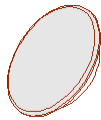




SPARE PARTS FOR SECURITY DOORS

DIBIDOKU HANDLE KIT

CODE	DESCRIPTION	PRICE	PICTURE
45105/MDV/OX	DIBIDOKU HANDLE	34,63	
47905/MDV	SCREW WITH HEXAGONAL HEAD AND SQUARED THREAD FOR DIBIDOKU KNOB	4,16	
45227/MDV/OX	OUTSIDE PLATE FOR DIBIDOKU PEEPHOLE	9,48	
45228/MDV/OX	INSIDE PLATE FOR DIBIDOKU PEEPHOLE	9,36	
47201/MDV	DIBIDOKU NICKEL-PLATED PEEPHOLE	11,65	
45299/MDV/OX	DIBIDOKU KNOB	25,90	
45296/MDV/OX	DIBIDOKU SMALL KNOB	8,68	
PROL30/L47F	EXTENSION BAR FOR DIBIDOKU KNOB, PANEL 4 MM	5,41	
PROL30/L51F	EXTENSION BAR FOR DIBIDOKU KNOB, PANEL 8 MM	5,41	
PROL30/L55F	EXTENSION BAR FOR DIBIDOKU KNOB, PANEL 12 MM	5,41	
44001/XXX	ERGAL SCREWS FOR DIBIDOKU COLLECTION (XXX COLOUR)	3,70	
45214/MDV/OX	COVER FOR DIBIDOKU DEFENDER	2,32	
45317/MDV/OX	DIBIDOKU INSIDE SUPPORT FOR OUTSIDE PLATE	5,23	
45319/MDV/OX	DIBIDOKU OUTSIDE PLATE	4,01	







SPARE PARTS FOR SECURITY DOORS

FRAME

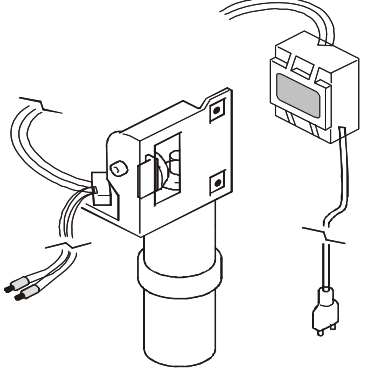
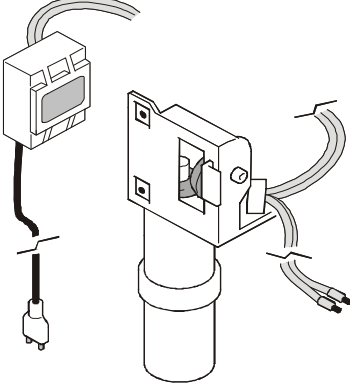
CODE	DESCRIPTION	PRICE	PICTURE
TLF(XXX)/82	PAINTED BROWN FRAME FOR STANDARD SINGLE LEAF DOOR WITH ADJUSTABLE HINGES (XXX DIMENSION)	162,96	
TL(XXX)	PAINTED BROWN FRAME FOR EXTRA SINGLE LEAF DOOR WITH ADJUSTABLE HINGES (XXX DIMENSION)	189,85	
TLE01	PAINTED BROWN FRAME FOR OUT OF STANDARD SINGLE LEAF DOOR WITH ADJUSTABLE HINGES (XXX DIMENSION)	189,85	
TL(XXX)	PAINTED BROWN FRAME FOR STANDARD DOUBLE LEAF DOOR WITH ADJUSTABLE HINGES (XXX DIMENSION)	292,57	
TL(XXX)	PAINTED BROWN FRAME FOR EXTRA DOUBLE LEAF DOOR WITH ADJUSTABLE HINGES (XXX DIMENSION)	341,52	
TLE02	PAINTED BROWN FRAME FOR OUT OF STANDARD DOUBLE LEAF DOOR WITH ADJUSTABLE HINGES (XXX DIMENSION)	341,52	
TLE01/A	PAINTED BROWN FRAME WITH REDUCED THICKNESS FOR SINGLE LEAF DOOR WITH ADJUSTABLE HINGES	189,85	
TLE02/A	PAINTED BROWN FRAME WITH REDUCED THICKNESS FOR DOUBLE LEAF DOOR WITH ADJUSTABLE HINGES	341,52	
47101/1(D/S)	ADJUSTABLE HINGES FOR RIGHT/LEFT HAND DOOR (MALE+FEMALE)	15,39	
55008/(XXX)	GASKET FOR THE DOORLEAF ON THE WIDTH SIDE (XXX = DIMENSION)	1,62	
55008/(XXX)	GASKET FOR THE DOORLEAF ON THE HEIGHT SIDE (XXX = DIMENSION)	3,22	
43749	PLASTIC COVER TYPE 1 FOR DOOR	0,33	
43739	BROWN PLASTIC COVER TYPE 2 FOR FRAME	0,33	
43755/MA	COUPLE OF RAL 8017 COLOUR FOOTERS FOR FRAME	1,73	
43755/BI	COUPLE OF WHITE FOOTERS FOR FRAME	1,73	
43755/NE	COUPLE OF BLACK FOOTERS FOR FRAME	1,73	
43105	SCREWS M8X20 TO FIX THE FRAME	0,12	
43723	CAGE NUT M6 FOR U-BOLTS	0,12	
43724	CAGE NUT M4 FOR U-BOLTS	0,12	
43726	CAGE NUT M8 FOR U-BOLTS	0,12	
43733/B	WHITE PLASTIC SEALING COVER TYPE "A" FOR THE DEADBOLTS INTO THE FRAME	1,20	
43746	BLACK PLASTIC SEALING COVER TYPE "A" FOR THE DEADBOLTS INTO THE FRAME	1,20	
43733	BROWN PLASTIC SEALING COVER TYPE "A" FOR THE DEADBOLTS INTO THE FRAME	1,20	

SPARE PARTS FOR SECURITY DOORS

FRAME







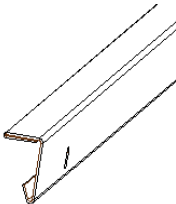
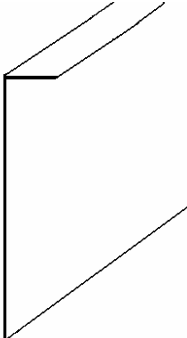
CODE	DESCRIPTION	PRICE	PICTURE
43700/Z	ZAMAK ALLOY LATCH REGULATOR FOR IRON FRAME	2,50	
43700/AL	ZAMAK ALLOY LATCH REGULATOR FOR ALUMINIUM FRAME	2,50	
43306	KNURLED SCREW 4X10 WITH LARGE ROUND HEAD FOR LATCH REGULATOR	0,06	
43320	HEXAGONAL DOWEL FOR LATCH REGULATOR	0,08	
21713	WHITE RAL 9010 HINGE COVER	1,41	
21715	BRASS COLOUR HINGE COVER	3,22	
21717	GREEN RAL 6005 HINGE COVER	1,41	
21719	BROWN RAL 8017 HINGE COVER	1,41	
21720	SATIN CHROME-PLATED COLOUR HINGE COVER	2,44	
21721	BLACK RAL 9005 HINGE COVER	1,41	
45702	HOOKING ROD FOR OPENING LIMITER COMPLETE WITH SCREWS M8 AND SELF-LOCKING NUT FOR RIGHT HAND DOOR	6,99	
45704	HOOKING ROD FOR OPENING LIMITER COMPLETE WITH SCREWS M8 AND SELF-LOCKING NUT FOR LEFT HAND DOOR	6,99	

ELECTRIC DEVICE FOR REMOTE OPENING

CODE	DESCRIPTION	PRICE	PICTURE
SER02	ELECTRIC DEVICE FOR REMOTE OPENING 12V CC RIGHT HAND WITHOUT TRANSFORMER	140,92	
SER05	TRANSFORMER 220-12V CC FOR ELECTRIC DEVICE FOR REMOTE OPENING	83,36	
SER06	TRANSFORMER 220-12V CC WITH BUFFER BATTERY FOR ELECTRIC DEVICE FOR REMOTE OPENING	104,87	
41174	BUFFER BATTERY FOR ELECTRIC DEVICE FOR REMOTE OPENING	27,04	
SER02/1	ELECTRIC DEVICE FOR REMOTE OPENING 12V CC LEFT HAND WITHOUT TRANSFORMER	140,92	
SER05	TRANSFORMER 220-12V CC FOR ELECTRIC DEVICE FOR REMOTE OPENING	83,36	
SER06	TRANSFORMER 220-12V CC WITH BUFFER BATTERY FOR ELECTRIC DEVICE FOR REMOTE OPENING	104,87	
41174	BUFFER BATTERY FOR ELECTRIC DEVICE FOR REMOTE OPENING	27,04	

SPARE PARTS FOR SECURITY DOORS

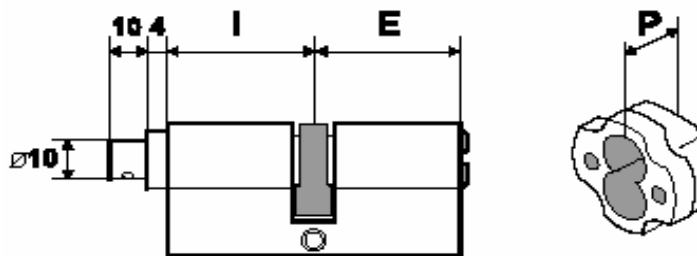
ACCESSORIES

CODE	DESCRIPTION	PRICE	PICTURE	
43109	BRONZED SELF-TAPPING SCREW 4.2X9.5 WITH LARGE ROUND HEAD FOR WEATHERSTRIP BAR	0,03		
43114	SELF-TAPPING SCREW 7982 2,9X13 TO FIX THE SUPPORT OF THE COVER	0,02		
43711	METAL COVER TO BE FIXED INTO THE FLOOR FOR THE DEADBOLT BAR OF THE SEMI-FIXED LEAF	1,98		
43734/B	WHITE PLASTIC COVER TYPE "B"	0,21		
43734	BROWN PLASTIC COVER TYPE "B"	0,21		
43750	BLACK PLASTIC COVER TYPE "B"	0,21		
43735/B	WHITE PLASTIC COVER TYPE "C"	0,21		
43748	BLACK PLASTIC COVER TYPE "C"	0,21		
43735	BROWN PLASTIC COVER TYPE "C"	0,21		
47301	FIXED DEADBOLT ON THE HINGE SIDE COMPLETE WITH SCREW	0,33		
55015	PERIMETRIC GASKET MADE OF BLACK RUBBER TO BE PLACED ON THE DOORLEAF AND THE SEMI-FIXED LEAF	3,08		
CR1/RAL	INSIDE PANEL-FIXING METAL FRAMES, PAINTED IN RAL COLOUR AS PER SAMPLE - SINGLE LEAF	78,63		
CR1/8017	INSIDE PANEL-FIXING METAL FRAMES, PLASTICISED IN BROWN RAL COLOUR 8017 - SINGLE LEAF	26,42		
CR1/9010	INSIDE PANEL-FIXING METAL FRAMES, PLASTICISED IN WHITE RAL COLOUR 9010 - SINGLE LEAF	57,62		
CR1/NOCE	INSIDE PANEL-FIXING METAL FRAMES, PLASTICISED IN WALNUT COLOUR - SINGLE LEAF	57,62		
CR1/9006	INSIDE PANEL-FIXING METAL FRAMES, PLASTICISED IN SILVER GREY RAL COLOUR 9006 - SINGLE LEAF	57,62		
CR1/NE	INSIDE PANEL-FIXING METAL FRAMES, PLASTICISED IN BLACK RAL COLOUR 9005 - SINGLE LEAF	57,62		
CR2/RAL	INSIDE PANEL-FIXING METAL FRAMES, PAINTED RAL COLOUR AS PER SAMPLE - DOUBLE LEAF	157,25		
CR2/8017	INSIDE PANEL-FIXING METAL FRAMES, PLASTICISED IN BROWN RAL COLOUR 8017 - DOUBLE LEAF	52,21		
CR2/9010	INSIDE PANEL-FIXING METAL FRAMES, PLASTICISED IN WHITE RAL 9010 - DOUBLE LEAF	115,24		
CR2/NOCE	INSIDE PANEL-FIXING METAL FRAMES, PLASTICISED IN WALNUT COLOUR - DOUBLE LEAF	115,24		
CR2/9006	INSIDE PANEL-FIXING METAL FRAMES, PLASTICISED IN SILVER GREY RAL COLOUR 9006 - DOUBLE LEAF	115,24		
CR2/NE	INSIDE PANEL-FIXING METAL FRAMES, PLASTICISED IN BLACK RAL COLOUR 9005 - DOUBLE LEAF	115,24		
KITM.../RAL	OUTSIDE PANEL-FIXING METAL FRAMES, PAINTED RAL COLOUR AS PER SAMPLE - SINGLE LEAF	78,63		
KITM...	INSIDE PANEL-FIXING METAL FRAMES, PLASTICISED IN BROWN RAL COLOUR 8017 - SINGLE LEAF	26,42		
KITM.../9010	OUTSIDE PANEL-FIXING METAL FRAMES, PLASTICISED IN WHITE RAL 9010 - SINGLE LEAF	57,62		
KITM.../9006	OUTSIDE PANEL-FIXING METAL FRAMES, PLASTICISED IN SILVER GREY RAL COLOUR 9006 - SINGLE LEAF	57,62		
KITM.../9005	OUTSIDE PANEL-FIXING METAL FRAMES, PLASTICISED BLACK RAL COLOUR 9005 - SINGLE LEAF	57,62		
KITM.../RAL/2	OUTSIDE PANEL-FIXING METAL FRAMES, PAINTED RAL COLOUR AS PER SAMPLE - DOUBLE LEAF	157,25		
KITM.../2	OUTSIDE PANEL-FIXING METAL FRAMES, PLASTICISED IN BROWN RAL COLOUR 8017 - DOUBLE LEAF	52,21		
KITM.../9010/2	OUTSIDE PANEL-FIXING METAL FRAMES, PLASTICISED IN WHITE RAL COLOUR 9010 - DOUBLE LEAF	115,24		
KITM.../9006/2	OUTSIDE PANEL-FIXING METAL FRAMES, PLASTICISED IN SILVER GREY RAL COLOUR 9006 - DOUBLE LEAF	115,24		
KITM.../9005/2	OUTSIDE PANEL-FIXING METAL FRAMES, PLASTICISED IN BLACK RAL COLOUR 9005 - DOUBLE LEAF	115,24		

SPARE PARTS FOR SECURITY DOORS

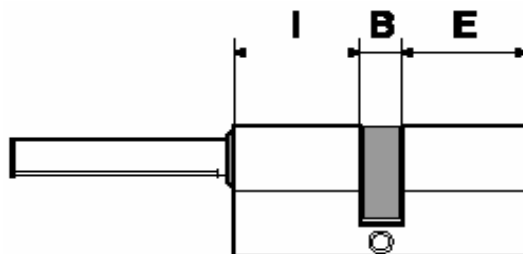
IRON SPARE PARTS

CYLINDER KEY/ KNOB (PUSH-DOOR)



PANEL THICKNESS		CYLINDER		DEFENDER*		EUROPEAN CYLINDER
INSIDE PANEL	OUTSIDE PANEL	I	E	P	CODE PRICE	CODE PRICE
4>20	4>15	31	35	29,5	41160 35,51	E3531 156,00
4>20	16>20	31	45	38,5	41162 37,44	E4531 189,90
4>20	21>25	31	50	43,5	41164 41,60	E5031 262,08
4>20	26>30	31	55	48,5	41165 41,85	E5531 265,20

CYLINDER FOR SERVICE LOCK KEY/KNOB (PUSH-DOOR)



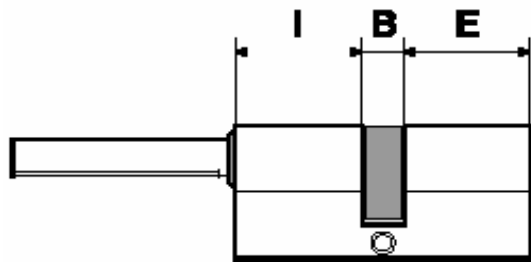
PANEL THICKNESS		CYLINDER			CODE PRICE
INSIDE PANEL	OUTSIDE PANEL	I	B	E	
4>20	4	25	10	30	47601 25,58
4>20	5>10	25	10	35	47607 27,72
4>20	11>15	25	10	40	47602 29,98
4>20	16>20	25	10	45	47603 34,22
4>20	21>25	25	10	50	47600 36,26
4>20	26>30	25	10	55	47599 40,49

* Complete with Rolly.

SPARE PARTS FOR SECURITY DOORS

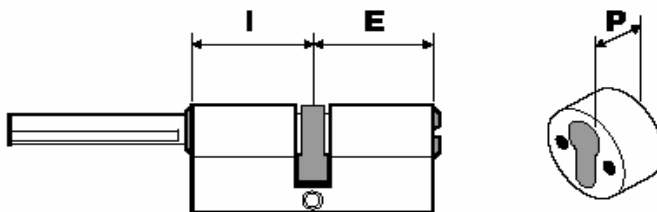
IRON SPARE PARTS

CYLINDER FOR SERVICE LOCK KEY/KNOB (PULL-DOOR)



PANEL THICKNESS		CYLINDER				
INSIDE PANEL	OUTSIDE PANEL	I	B	E	CODE	PRICE
4>20	4	25	10	50	47600	36,26
4>20	5>10	25	10	55		
4>20	11>15	25	10	60		
4>20	16>20	25	10	65	47598	45,20
4>20	21>25	25	10	70		
4>20	26>30	25	10	75		

CYLINDER KEY/KNOB (PULL-DOOR)



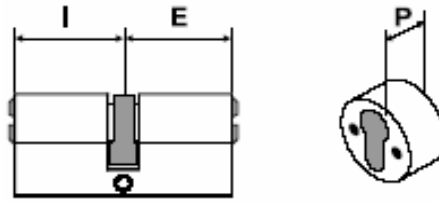
PANEL THICKNESS		CYLINDER		DEFENDER*		EUROPEAN CYLINDER
INSIDE PANEL	OUTSIDE PANEL	I	E	P	CODE PRICE	CODE PRICE
4>20	4	31	50	24	45214 35,51	E5031CL 225,21
4>20	5>10	31	55	24	45214 35,51	E5531CL 230,54
4>20	11>15	31	60	24	45214 35,51	E6031CL 232,44
4>20	16>20	31	65	24	45214 35,51	E6531CL 245,65
4>20	21>25	31	70	24	45214 35,51	E7031CL 248,92
4>20	26>30	31	75	24	45214 35,51	E7531CL 252,20

* Complete with Rolly.

SPARE PARTS FOR SECURITY DOORS

IRON SPARE PARTS

CYLINDER KEY/KEY (PUSH-DOOR)



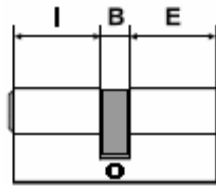
PANEL THICKNESS		CYLINDER		DEFENDER*		EUROPEAN CYLINDER
INSIDE PANEL	OUTSIDE PANEL	I	E	P	CODE PRICE	CODE PRICE
4	4>15	55	35	29,5	41160 35,51	E3555 228,52
4	16>20	55	45	38,5	41162 37,44	E4555 CC 269,32
4	21>25	55	50	43,5	41164 41,60	E5055 272,82
4	26>30	55	55	48,5	41165 41,85	E5555 CC 274,80
5>10	4>15	60	35	29,5	41160 35,51	E3560CC 250,40
5>10	16>20	60	45	38,5	41162 37,44	E4560CC 254,97
5>10	21>25	60	50	43,5	41164 41,60	E5060CC 256,85
5>10	26>30	60	55	48,5	41165 41,85	E5565CC 286,52
11>15	4>15	65	35	29,5	41160 35,51	E3565CC 251,79
11>15	16>20	65	45	38,5	41162 37,44	E4565CC 256,85
11>15	21>25	65	50	43,5	41164 41,60	E5065CC 267,49
11>15	26>30	65	55	48,5	41165 41,85	E5565 CC 286,52
16>20	4>15	70	35	29,5	41160 35,51	E3570 272,82
16>20	16>20	70	45	38,5	41162 37,44	E4570CC 272,82
16>20	21>25	70	50	43,5	41164 41,60	E5070 275,60
16>20	26>30	70	55	48,5	41165 41,85	E5570CC 281,15

* Complete with Rolly.

SPARE PARTS FOR SECURITY DOORS

IRON SPARE PARTS

CYLINDER FOR SERVICE LOCK KEY/KEY (PUSH-DOOR)

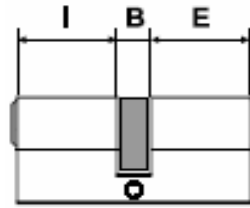


PANEL THICKNESS		CYLINDER				
INSIDE PANEL	OUTSIDE PANEL	I	B	E	CODE	PRICE
4	4	50	10	30	47651	24,17
4	5>10	50	10	35		
4	11>15	50	10	40		
4	16>20	50	10	45	47657	38,85
4	21>25	50	10	50		
4	26>30	50	10	55	47656	43,76
5>10	4	55	10	30		
5>10	5>10	55	10	35		
5>10	11>15	55	10	40		
5>10	16>20	55	10	45		
5>10	21>25	55	10	50		
5>10	26>30	55	10	55		
11>15	4	60	10	30	47658	37,74
11>15	5>10	60	10	35		
11>15	11>15	60	10	40	47659	42,08
11>15	16>20	60	10	45		
11>15	21>25	60	10	50		
11>15	26>30	60	10	55	47661	44,27
16>20	4	65	10	30	47652	38,85
16>20	5>10	65	10	35		
16>20	11>15	65	10	40		
16>20	16>20	65	10	45	47653	40,25
16>20	21>25	65	10	50		
16>20	26>30	65	10	55		
16>20	26>30	65	10	55		

SPARE PARTS FOR SECURITY DOORS

IRON SPARE PARTS

CYLINDER FOR SERVICE LOCK KEY/KEY (PULL-DOOR)

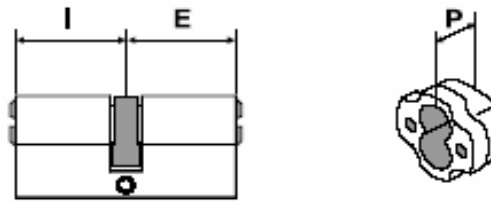


PANEL THICKNESS		CYLINDER				
INSIDE PANEL	OUTSIDE PANEL	I	B	E	CODE	PRICE
4	4	30	10	50	47651	24,17
4	5>10	30	10	55		
4	11<15	30	10	60	47658	37,74
4	16>20	30	10	65	47652	38,85
4	21>25	30	10	70		
4	26>30	30	10	75	47670	43,76
5>10	4	35	10	50		
5>10	5>10	35	10	55		
5>10	11>15	35	10	60		
5>10	16>20	35	10	65		
5>10	21>25	35	10	70		
5>10	26>30	35	10	75		
11>15	4	40	10	50		
11>15	5>10	40	10	55		
11>15	11>15	40	10	60		
11>15	16>20	40	10	65		
11>15	21>25	40	10	70		
11>15	26>30	40	10	75		
16>20	4	45	10	50	47657	38,85
16>20	5>10	45	10	55		
16>20	11>15	45	10	60		
16>20	16>20	45	10	65	47653	40,25
16>20	21>25	45	10	70		
16>20	26>30	45	10	75		

SPARE PARTS FOR SECURITY DOORS

IRON SPARE PARTS

CYLINDER KEY/KEY (PULL-DOOR)



PANEL THICKNESS		CYLINDER		DEFENDER*		CYLINDER	
INSIDE PANEL	OUTSIDE PANEL	I	E	P	CODE PRICE	CODE	PRICE
4	4	35	50	24	45214 35,51	E3550CC	203,94
4	5>10	35	55	24	45214 35,51	E3555	228,52
4	11>15	35	60	24	45214 35,51	E3560CC	250,40
4	16>20	35	65	24	45214 35,51	E3565CC	251,79
4	21>25	35	70	24	45214 35,51	E3570CC	254,97
4	26>30	35	75	24	45214 35,51	E3575CC	256,85
5>10	4	40	50	24	45214 35,51		
5>10	5>10	40	55	24	45214 35,51		
5>10	11>15	40	60	24	45214 35,51		
5>10	16>20	40	65	24	45214 35,51		
5>10	21>25	40	70	24	45214 35,51		
5>10	26>30	40	75	24	45214 35,51		
11>15	4	45	50	24	45214 35,51	E4550CC	264,10
11>15	5>10	45	55	24	45214 35,51	E4555CC	269,32
11>15	11>15	45	60	24	45214 35,51	E4560CC	254,97
11>15	16>20	45	65	24	45214 35,51	E4565CC	256,85
11>15	21>25	45	70	24	45214 35,51	E4570CC	272,82
11>15	26>30	45	75	24	45214 35,51	E4575CC	267,49
16>20	4	50	50	24	45214 35,51	E5050CC	251,79
16>20	5>10	50	55	24	45214 35,51	E5055CC	272,82
16>20	11>15	50	60	24	45214 35,51	E5060CC	256,85
16>20	16>20	50	65	24	45214 35,51	E5065CC	267,49
16>20	21>25	50	70	24	45214 35,51	E5070	275,60
16>20	26>30	50	75	24	45214 35,51	E5075CC	281,06

* Complete with Rolly.

SECURITY DOORS

Chap. A.b
PACKAGING and PRODUCTION TIME
FOR SECURITY DOORS

PACKAGING FOR SECURITY DOORS

NOTE:

Prices for Packaging are net.

PACKAGING FOR SECURITY DOORS / PANELS	QUANTITY	PRICE	
LIGHT PACKAGING (with or without subframe)	1	IMB	6,46 <i>each leaf/ panel</i>
HEAVY PACKAGING with COURIER (with or without subframe)	1	IMB00	27,15 <i>each leaf/ panel</i>

PACKAGING FOR ESSENZIA SECURITY DOOR	QUANTITY	PRICE	
HEAVY PACKAGING with COURIER (with or without subframe)	1	IMB00	31,20 <i>each leaf</i>

QUICK PRODUCTION TIME FOR SECURITY DOORS

STANDARD DOORS WITH AVAILABLE PANELS ON STOCK

EXTRA COST FOR QUICK PRODUCTION TIME (TRANSPORT EXCLUDED)			
2 WORKING DAYS		1 WORKING DAY	
1 LEAF	2 LEAVES	1 LEAF	2 LEAVES
57,20	114,40	72,80	145,60

PRODUCTION TIME FOR SECURITY DOORS

STANDARD AND EXTRA DOORS

Prepared door	12 Work.days B.A.
With flat/flat finishing panel	12 Work.days B.A.
With polymer-veneered panel for inside instal.	20 Work.days B.A.
With polymer-veneered panel for outside instal.	20 Work.days B.A.
With MDF panel painted Ral	30 Work.days B.A.
With pantographed panel	35 Work.days B.A.
With Multi-layer solid wood panel+mouldings	35 Work.days B.A.
With solid wood finishing panel	40 Work.days B.A.
With DI.BI. aluminium finishing panel, std.	20 Work.days B.A.
With DI.BI. aluminium finishing panel,out of std	40 Work.days B.A.
With Aluform aluminium finishing panel	30 Work.days B.A.
With fibreglass panel	35 Work.days B.A.
With laminated panels as per sample	40 Work.days B.A.
With Fables panel	40 Work.days B.A.
With Ceramix panel	35 Work.days B.A.
With Sensunels panel	45 Work.days B.A.

OUT OF STANDARD DOORS

Prepared door	20 Work.days B.A.
With flat/flat panel	20 Work.days B.A.
With polymer-veneered panel for inside instal.	20 Work.days B.A.
With polymer-veneered panel for outside instal.	20 Work.days B.A.
With MDF panel painted Ral	30 Work.days B.A.
With pantographed panel	35 Work.days B.A.
With multi-layer solid wood panel+mouldings	35 Work.days B.A.
With solid wood finishing panel	40 Work.days B.A.
With DI.BI. aluminium finishing panel, std.	20 Work.days B.A.
With DI.BI. aluminium finishing panel, out of std	40 Work.days B.A.
With Aluform aluminium finishing panel	30 Work.days B.A.
With laminated panels as per sample	40 Work.days B.A.

DOOR WITH GLASS INSERT

Prepared door	40 Work.days B.A.
With flat/flat panel	40 Work.days B.A.
With polymer-veneered panel for inside instal.	40 Work.days B.A.
With polymer-veneered panel for outside instal.	40 Work.days B.A.
With MDF panel painted Ral	40 Work.days B.A.
With pantographed panel	40 Work.days B.A.
With solid wood finishing panel	40 Work.days B.A.
With DI.BI. aluminium finishing panel, std.	40 Work.days B.A.
With DI.BI. aluminium finishing panel, out of std	40 Work.days B.A.
With Aluform aluminium finishing panel	40 Work.days B.A.
With laminated panels as per sample	40 Work.days B.A.
With fibreglass panel	40 Work.days B.A.

DOOR WITH SIDE/TOP WINDOW PANEL

Prepared door	20 Work.days B.A.
With flat/flat panel	20 Work.days B.A.
With polymer-veneered panel for inside instal.	20 Work.days B.A.
With polymer-veneered panel for outside instal.	20 Work.days B.A.
With MDF panel painted Ral	30 Work.days B.A.
With pantographed panel	35 Work.days B.A.
With Multi-layer solid wood panel+mouldings	35 Work.days B.A.
With solid wood finishing panel	40 Work.days B.A.
With DI.BI. aluminium finishing panel, std.	20 Work.days B.A.
With DI.BI. aluminium finishing panel, out of std	40 Work.days B.A.
With Aluform aluminium finishing panel	30 Work.days B.A.
With laminated panels as per sample	40 Work.days B.A.
With fibreglass panel	40 Work.days B.A.

ESSENZIA DOOR

With flat panels, with polymer-veneered panel for inside/outside installation, with MDF panel painted Ral, with DI.BI. Standard aluminium	30 Work.days B.A.
With other DI.BI. Panels	See Standard doors

DOOR WITH ARCHED TOP WINDOW PANEL

ALL DOORS	50 Work.days B.A.
-----------	-------------------

DOORS WITH ALUMINIUM FRAME

ALL DOORS	15 Work.days B.A.
-----------	-------------------

EVOTECH DOOR

With Evotech Line panel	35 Work.days B.A.
With DI.BI. Panel	See Standard doors
Art Line personalized panel	35 Work.days B.A.

DRAGO FIRE DOORS

Up to "6" doors	See Standard doors
More than "6" doors	To be estimated

B.A.= Barring Accidents